

Results Day 4
**200m Men
Final**
30 JUL 2010 / 19:25

Wind: -0.8 m/s

Rank	Name	Nat	Date of Birth	Lane	Reaction time	Result
1	LEMAITRE Christophe	FRA	11 JUN 1990	5	0.187	20.37
2	MALCOLM Christian	GBR	3 JUN 1979	6	0.176	20.38 SB
3	MBANDJOCK Martial	FRA	14 OCT 1985	8	0.170	20.42
4	DEVONISH Marlon	GBR	1 JUN 1976	3	0.157	20.62
5	SAIDY NDURE Jaysuma	NOR	1 JAN 1984	4	0.187	20.63
6	HESSION Paul	IRL	27 JAN 1983	2	0.161	20.71
7	TSÁKONAS Likoúrgos-Stéfanos	GRE	8 MAR 1990	1	0.184	20.90
8	ALERTE David	FRA	18 SEP 1984	7	0.223	1:27.24

**400m Men
Final**
30 JUL 2010 / 21:25


Rank	Name	Nat	Date of Birth	Lane	Reaction time	Result
1	BORLÉE Kevin	BEL	22 FEB 1988	6	0.161	45.08 SB
2	BINGHAM Michael	GBR	13 APR 1986	8	0.198	45.23
3	ROONEY Martyn	GBR	3 APR 1987	1	0.187	45.23
4	KRASNOV Vladimir	RUS	19 AUG 1990	7	0.372	45.24
5	GILLICK David	IRL	9 JUL 1983	4	0.192	45.28
6	DJHONE Leslie	FRA	18 MAR 1981	5	0.187	45.30
7	BORLÉE Jonathan	BEL	22 FEB 1988	3	0.195	45.35
8	KOZLOWSKI Kacper	POL	7 DEC 1986	2	0.180	46.07

**1500m Men
Final**
30 JUL 2010 / 22:00

Rank	Name	Nat	Date of Birth	Order	Result
1	CASADO Arturo	ESP	26 JAN 1983	9	3:42.74
2	SCHLANGEN Carsten	GER	31 DEC 1980	7	3:43.52
3	OLMEDO Manuel	ESP	17 MAY 1983	6	3:43.54
4	ESTÉVEZ Reyes	ESP	2 AUG 1976	11	3:43.67
5	KOWAL Yoann	FRA	28 MAY 1987	10	3:43.71
6	BADDELEY Andy	GBR	20 JUN 1982	2	3:43.87
7	OBRIST Christian	ITA	20 NOV 1980	1	3:43.91
8	DEMCZYSZAK Mateusz	POL	18 JAN 1986	8	3:44.42
9	MCCOURT Colin	GBR	11 DEC 1984	12	3:44.78
10	LANCASHIRE Tom	GBR	2 JUL 1985	5	3:44.92
11	VOJTA Andreas	AUT	19 JUN 1989	4	3:45.68
12	NAVA Goran	SRB	15 APR 1981	3	3:45.77

Intermediate times: 400m 1:04.43 ESTÉVEZ Reyes (ESP)
 800m 2:08.65 ESTÉVEZ Reyes (ESP)
 1200m 3:03.87 LANCASHIRE Tom (GBR)

 INTERNET Service: www.european-athletics.org

 Timing, Measurement & Data Service by  OMEGA

printed at FRI 30 JUL 2010 22:11

Page 1 of 32

Results Day 4

**3000m Steeplechase Men
Round 1**

30 JUL 2010 / 11:40

Rank	Name	Nat	Date of Birth	Order	Result
1	MEKHISSI-BENABBAD Mahiedine	FRA	15 MAR 1985	9	8:27.32 Q
2	LUCHIANOV Ion	MDA	31 JAN 1981	11	8:29.49 Q
3	SZYMKOWIAK Tomasz	POL	5 JUL 1983	1	8:30.02 Q
4	TAHRI Bouabdellah	FRA	20 DEC 1978	12	8:30.11 Q
5	MINSHIN Ildar	RUS	5 FEB 1985	4	8:30.14 Q
6	PAULO Alberto	POR	3 OCT 1985	8	8:30.26 Q
7	BLANCO José Luis	ESP	3 JUN 1975	9	8:30.53 Q
8	ULICZKA Steffen	GER	17 JUL 1984	8	8:30.61 Q
9	KRISTENSEN Bjørnar Ustad	NOR	26 JAN 1982	11	8:30.91 q
10	BUC Bostjan	SLO	13 APR 1980	12	8:31.08 q SB
11	MARTÍN Eliseo	ESP	5 NOV 1973	4	8:31.71 q
12	FARNOSOV Andrey	RUS	9 JUL 1980	2	8:31.88 q
13	MOHAMED Mustafa	SWE	1 MAR 1979	3	8:32.05
14	POKROP Hubert	POL	2 NOV 1985	5	8:32.77
15	VAN KOOLWYK Krijn	BEL	30 AUG 1981	10	8:33.00
16	UKONMAANAHO Janne	FIN	13 MAR 1984	6	8:33.48 PB
17	MULLERA Ángel	ESP	20 APR 1984	6	8:37.38
18	ZOUAOUI DANDRIEUX Vincent	FRA	12 OCT 1980	1	8:38.33
19	PRÖLL Martin	AUT	21 MAR 1981	7	8:41.63
20	TEIXEIRA Mário	POR	20 SEP 1974	10	8:42.53
21	RIBEIRO Pedro	POR	25 MAR 1981	2	8:45.18
22	HARJAMÄKI Joonas	FIN	30 MAY 1986	3	8:47.25
23	SANSA BULLICH Pep	AND	8 JUN 1978	7	9:24.39
	DESMET Pieter	BEL	7 JUN 1983	5	DNF


**3000m Steeplechase Men
Round 1 Heat 1 (2)**

30 JUL 2010 / 11:40

Rank	Name	Nat	Date of Birth	Order	Result
1	TAHRI Bouabdellah	FRA	20 DEC 1978	12	8:30.11 Q
2	MINSHIN Ildar	RUS	5 FEB 1985	4	8:30.14 Q
3	BLANCO José Luis	ESP	3 JUN 1975	9	8:30.53 Q
4	ULICZKA Steffen	GER	17 JUL 1984	8	8:30.61 Q
5	KRISTENSEN Bjørnar Ustad	NOR	26 JAN 1982	11	8:30.91 q
6	POKROP Hubert	POL	2 NOV 1985	5	8:32.77
7	VAN KOOLWYK Krijn	BEL	30 AUG 1981	10	8:33.00
8	MULLERA Ángel	ESP	20 APR 1984	6	8:37.38
9	ZOUAOUI DANDRIEUX Vincent	FRA	12 OCT 1980	1	8:38.33
10	RIBEIRO Pedro	POR	25 MAR 1981	2	8:45.18
11	HARJAMÄKI Joonas	FIN	30 MAY 1986	3	8:47.25
12	SANSA BULLICH Pep	AND	8 JUN 1978	7	9:24.39

Intermediate times: 1000m 2:51.98 KRISTENSEN Bjørnar Ustad (NOR)
2000m 5:48.41 TAHRI Bouabdellah (FRA)

INTERNET Service: www.european-athletics.org

Timing, Measurement & Data Service by  OMEGA

printed at FRI 30 JUL 2010 22:11

Page 2 of 32

Results Day 4

3000m Steeplechase Men
Round 1 Heat 2 (2)

30 JUL 2010 / 11:55

Rank	Name	Nat	Date of Birth	Order	Result
1	MEKHISSI-BENABBAD Mahiedine	FRA	15 MAR 1985	9	8:27.32 Q
2	LUCHIANOV Ion	MDA	31 JAN 1981	11	8:29.49 Q
3	SZYMKOWIAK Tomasz	POL	5 JUL 1983	1	8:30.02 Q
4	PAULO Alberto	POR	3 OCT 1985	8	8:30.26 Q
5	BUC Bostjan	SLO	13 APR 1980	12	8:31.08 q SB
6	MARTÍN Eliseo	ESP	5 NOV 1973	4	8:31.71 q
7	FARNOSOV Andrey	RUS	9 JUL 1980	2	8:31.88 q
8	MOHAMED Mustafa	SWE	1 MAR 1979	3	8:32.05
9	UKONMAANAHO Janne	FIN	13 MAR 1984	6	8:33.48 PB
10	PRÖLL Martin	AUT	21 MAR 1981	7	8:41.63
11	TEIXEIRA Mário	POR	20 SEP 1974	10	8:42.53
	DESMET Pieter	BEL	7 JUN 1983	5	DNF

Intermediate times: 1000m 2:50.34 PRÖLL Martin (AUT)
2000m 5:42.25 MARTÍN Eliseo (ESP)

Qualified: First 4 in each heat (Q) and 4 best performers (q) advance to the Final

110m Hurdles Men
Semifinal

30 JUL 2010 / 18:35

Rank	Name	Nat	Date of Birth	Lane	Result
1	DARIEN Garfield	FRA	22 DEC 1987	3	13.39 Q SB
2	SVOBODA Petr	CZE	10 OCT 1984	4	13.44 Q
3	KISS Dániel	HUN	12 FEB 1982	5	13.47 Q
4	TURNER Andy	GBR	19 SEP 1980	5	13.50 Q
5	NOGA Artur	POL	2 MAY 1988	6	13.53 Q
6	JOHN Alexander	GER	3 MAY 1986	1	13.56 Q
6	VAN DER WESTEN Marcel	NED	1 AUG 1976	3	13.56 q SB
8	BASCOU Dimitri	FRA	20 JUL 1987	6	13.57 q
9	LYNSHA Maksim	BLR	6 APR 1985	1	13.68
10	DOUCOURÉ Ladj	FRA	28 MAR 1983	8	13.80
11	NOSSMY Philip	SWE	6 DEC 1982	4	13.87
12	BÜHLER Matthias	GER	2 SEP 1986	2	13.99
13	QUIÑÓNEZ Jackson	ESP	12 JUN 1980	7	14.03
14	BOCHENEK Dominik	POL	14 MAY 1987	7	14.13
	GRABUŠIĆ Jurica	CRO	28 MAR 1983	2	DNF
	SHARMAN William	GBR	12 SEP 1984	8	DQ R 162.7


110m Hurdles Men
Semifinal 1 (2)

30 JUL 2010 / 18:35

Wind: -1.4 m/s

Rank	Name	Nat	Date of Birth	Lane	Reaction time	Fn	Result
1	DARIEN Garfield	FRA	22 DEC 1987	3	0.201		13.39 Q SB
2	KISS Dániel	HUN	12 FEB 1982	5	0.159		13.47 Q
3	JOHN Alexander	GER	3 MAY 1986	1	0.159		13.56 Q
4	BASCOU Dimitri	FRA	20 JUL 1987	6	0.153		13.57 q
5	NOSSMY Philip	SWE	6 DEC 1982	4	0.151		13.87
6	BOCHENEK Dominik	POL	14 MAY 1987	7	0.149		14.13
	GRABUŠIĆ Jurica	CRO	28 MAR 1983	2	0.150		DNF
	SHARMAN William	GBR	12 SEP 1984	8		F1	DQ R 162.7

INTERNET Service: www.european-athletics.org

Timing, Measurement & Data Service by  OMEGA

printed at FRI 30 JUL 2010 22:11

Page 3 of 32

Results Day 4
110m Hurdles Men
Semifinal 2 (2)
30 JUL 2010 / 18:43

Wind: -0.7 m/s

Rank	Name	Nat	Date of Birth	Lane	Reaction time	Result
1	SVOBODA Petr	CZE	10 OCT 1984	4	0.170	13.44 Q
2	TURNER Andy	GBR	19 SEP 1980	5	0.167	13.50 Q
3	NOGA Artur	POL	2 MAY 1988	6	0.199	13.53 Q
4	VAN DER WESTEN Marcel	NED	1 AUG 1976	3	0.135	13.56 q SB
5	LYNSHA Maksim	BLR	6 APR 1985	1	0.191	13.68
6	DOUCOURÉ Ladj	FRA	28 MAR 1983	8	0.166	13.80
7	BÜHLER Matthias	GER	2 SEP 1986	2	0.150	13.99
8	QUIÑÓNEZ Jackson	ESP	12 JUN 1980	7	0.238	14.03

Qualified: First 3 in each heat (Q) and 2 best performers (q) advance to the Final

110m Hurdles Men
Final
30 JUL 2010 / 19:50

Wind: -1.0 m/s

Rank	Name	Nat	Date of Birth	Lane	Reaction time	Result
1	TURNER Andy	GBR	19 SEP 1980	5	0.150	13.28 SB
2	DARIEN Garfield	FRA	22 DEC 1987	3	0.203	13.34 PB
3	KISS Dániel	HUN	12 FEB 1982	6	0.157	13.39
4	BASCOU Dimitri	FRA	20 JUL 1987	2	0.141	13.41 PB
5	NOGA Artur	POL	2 MAY 1988	7	0.183	13.44
6	SVOBODA Petr	CZE	10 OCT 1984	4	0.149	13.57
7	VAN DER WESTEN Marcel	NED	1 AUG 1976	1	0.147	13.58
8	JOHN Alexander	GER	3 MAY 1986	8		13.71

Results Day 4

**Long Jump Men
Qualification**

30 JUL 2010 / 18:35

Rank	Name	Nat	Date of Birth	Order	Result
1	CÁCERES Eusebio	ESP	10 SEP 1991	8	8.27 Q =EL
2	REIF Christian	GER	24 OCT 1984	5	8.27 Q =EL
3	TOMLINSON Chris	GBR	15 SEP 1981	12	8.20 Q SB
4	TSÁTOUMAS Louís	GRE	12 FEB 1982	9	8.17 Q
5	HOWE Andrew	ITA	12 MAY 1985	10	8.15 Q
6	TORNÉUS Michel	SWE	26 MAY 1986	2	8.12 Q PB
7	SDIRI Salim	FRA	26 OCT 1978	3	8.09 Q
8	MÉLIZ Luis Felipe	ESP	11 AUG 1979	13	8.06 Q =SB
9	GOMIS Kafétien	FRA	23 MAR 1980	7	8.04 Q
10	EVILÄ Tommi	FIN	6 APR 1980	14	8.01 Q
11	NOVOTNÝ Roman	CZE	5 JAN 1986	5	8.00 Q
12	LAX Petteri	FIN	12 OCT 1985	15	7.98 q SB
13	MYKOLAITIS Povilas	LTU	22 FEB 1983	6	7.94 =SB
14	SHALIN Pavel	RUS	15 APR 1987	9	7.94
15	PLOTNIKOV Dmitriy	RUS	30 JAN 1987	12	7.92
16	FORMICHETTI Emanuele	ITA	28 MAY 1983	10	7.91
17	KILPI Otto	FIN	29 MAR 1987	6	7.90
18	HALEVI Yochai	ISR	10 MAY 1982	2	7.90
19	ARAÚJO Gaspar	POR	17 DEC 1981	16	7.87
20	LEITIS Janis	LAT	13 APR 1989	7	7.87 SB
21	TREMIGLIOZZI Stefano	ITA	7 MAY 1985	15	7.80
22	SOLDATKIN Oleksandr	UKR	26 APR 1986	4	7.66
23	MARTÍNEZ Joan Lino	ESP	17 MAR 1978	1	7.63
24	ARNOS Zacharias	CYP	24 NOV 1986	14	7.61
25	SARGSYAN Arsen	ARM	13 DEC 1984	11	7.60
26	INGVARSSON Thorsteinn	ISL	19 JUL 1988	8	7.59
27	MERTZANÍDIS-DESPOTÉRIS Mihail	GRE	21 AUG 1987	1	7.58
28	SAHK Tõnis	EST	1 JUN 1983	4	7.46
29	DIAKONIKÓLAS Sávas	GRE	25 JUN 1983	13	7.46
	ATANASOV Nikolay	BUL	11 DEC 1974	16	NM
	BREGU Admir	ALB	15 JAN 1981	11	NM
	JENSEN Morten	DEN	2 DEC 1982	3	NM

Results Day 4
Qualification (cont.)

Qualification		1		2		3	
1	CÁCERES E	7.73	(+0.3)	7.90	(0.0)	8.27	(+1.7)
2	REIF C	x	(+1.2)	7.79	(+0.4)	8.27	(+1.6)
3	TOMLINSON C	7.98	(+1.6)	8.20	(+0.7)		
4	TSÁTOUMAS L	8.17	(+2.3)				
5	HOWE A	8.15	(-0.3)				
6	TORNÉUS M	8.12	(+1.2)				
7	SDIRI S	8.09	(+1.9)				
8	MÉLIZ L	7.94	(0.0)	8.06	(+1.4)		
9	GOMIS K	x	(+2.2)	8.04	(+0.7)		
10	EVILÄ T	7.91	(+1.7)	7.90	(+1.0)	8.01	(+0.5)
11	NOVOTNÝ R	7.86	(+3.2)	x	(+1.2)	8.00	(+1.2)
12	LAX P	7.48	(+0.9)	7.98	(+1.5)	x	(+2.0)
13	MYKOLAITS P	x	(+0.9)	7.85	(0.0)	7.94	(+1.0)
14	SHALIN P	7.81	(+0.5)	7.66	(0.0)	7.94	(+1.4)
15	PLOTNIKOV D	x	(-0.5)	7.92	(+0.1)	7.37	(-0.3)
16	FORMICHETTI E	x	(+0.1)	7.91	(+1.1)	7.80	(+0.8)
17	KILPI O	7.81	(+2.8)	7.90	(+2.0)	7.78	(+0.4)
18	HALEVI Y	x	(+0.4)	7.78	(+0.9)	7.90	(+0.8)
19	ARAÚJO G	x	(+1.7)	7.83	(-0.3)	7.87	(+1.7)
20	LEITIS J	6.30	(+0.2)	7.87	(0.0)	x	(+0.6)
21	TREMIGLIOZZI S	7.41	(-0.1)	7.80	(+1.0)	x	(+2.5)
22	SOLDATKIN O	x	(+0.1)	7.66	(+1.6)	7.32	(+0.4)
23	MARTÍNEZ J	7.62	(+1.2)	7.63	(+0.7)	x	(-0.1)
24	ARNOS Z	x	(+1.0)	7.37	(+1.1)	7.61	(+3.5)
25	SARGSYAN A	7.60	(+0.9)	x	(0.0)	7.59	(+1.2)
26	INGVARSSON T	7.44	(+0.5)	x	(+1.7)	7.59	(+0.3)
27	MERTZANÍDIS-DESPOT	x	(+0.7)	x	(+1.6)	7.58	(+0.8)
28	SAHK T	7.46	(+0.9)	7.41	(+1.9)	7.34	(+0.8)
29	DIAKONIKÓLAS S	x	(+2.4)	7.22	(+1.8)	7.46	(+1.6)
	ATANASOV N	x	(+2.3)	x	(+3.0)	-	
	BREGU A	x	(+0.8)	x	(+1.5)	x	(+1.3)
	JENSEN M	x	(+1.5)	x	(+1.4)	x	(+2.2)

Long Jump Men
Qualification Group A
30 JUL 2010 / 18:35

Rank	Name	Nat	Date of Birth	Order	Result
1	REIF Christian	GER	24 OCT 1984	5	8.27 Q =EL
2	TSÁTOUMAS Louís	GRE	12 FEB 1982	9	8.17 Q
3	MÉLIZ Luis Felipe	ESP	11 AUG 1979	13	8.06 Q =SB
4	GOMIS Kafétien	FRA	23 MAR 1980	7	8.04 Q
5	EVILÄ Tommi	FIN	6 APR 1980	14	8.01 Q
6	PLOTNIKOV Dmitriy	RUS	30 JAN 1987	12	7.92
7	FORMICHETTI Emanuele	ITA	28 MAY 1983	10	7.91
8	KILPI Otto	FIN	29 MAR 1987	6	7.90
9	HALEVI Yochai	ISR	10 MAY 1982	2	7.90
10	ARAÚJO Gaspar	POR	17 DEC 1981	16	7.87
11	TREMIGLIOZZI Stefano	ITA	7 MAY 1985	15	7.80
12	MARTÍNEZ Joan Lino	ESP	17 MAR 1978	1	7.63
13	INGVARSSON Thorsteinn	ISL	19 JUL 1988	8	7.59
14	SAHK Tõnis	EST	1 JUN 1983	4	7.46
	BREGU Admir	ALB	15 JAN 1981	11	NM
	JENSEN Morten	DEN	2 DEC 1982	3	NM

Results Day 4

Qualification Group A (cont.)

Qualification Group A		1	2	3
1	REIF C	x (+1.2)	7.79 (+0.4)	8.27 (+1.6)
2	TSÁTOUMAS L	8.17 (+2.3)		
3	MÉLIZ L	7.94 (0.0)	8.06 (+1.4)	
4	GOMIS K	x (+2.2)	8.04 (+0.7)	
5	EVILÁ T	7.91 (+1.7)	7.90 (+1.0)	8.01 (+0.5)
6	PLOTNIKOV D	x (-0.5)	7.92 (+0.1)	7.37 (-0.3)
7	FORMICHELLI E	x (+0.1)	7.91 (+1.1)	7.80 (+0.8)
8	KILPI O	7.81 (+2.8)	7.90 (+2.0)	7.78 (+0.4)
9	HALEVI Y	x (+0.4)	7.78 (+0.9)	7.90 (+0.8)
10	ARAÚJO G	x (+1.7)	7.83 (-0.3)	7.87 (+1.7)
11	TREMIGLIOZZI S	7.41 (-0.1)	7.80 (+1.0)	x (+2.5)
12	MARTÍNEZ J	7.62 (+1.2)	7.63 (+0.7)	x (-0.1)
13	INGVARSSON T	7.44 (+0.5)	x (+1.7)	7.59 (+0.3)
14	SAHK T	7.46 (+0.9)	7.41 (+1.9)	7.34 (+0.8)
	BREGU A	x (+0.8)	x (+1.5)	x (+1.3)
	JENSEN M	x (+1.5)	x (+1.4)	x (+2.2)

Long Jump Men

Qualification Group B

30 JUL 2010 / 18:35

Rank	Name	Nat	Date of Birth	Order	Result	
1	CÁCERES Eusebio	ESP	10 SEP 1991	8	8.27 Q	=EL
2	TOMLINSON Chris	GBR	15 SEP 1981	12	8.20 Q	SB
3	HOWE Andrew	ITA	12 MAY 1985	10	8.15 Q	
4	TORNÉUS Michel	SWE	26 MAY 1986	2	8.12 Q	PB
5	SDIRI Salim	FRA	26 OCT 1978	3	8.09 Q	
6	NOVOTNÝ Roman	CZE	5 JAN 1986	5	8.00 Q	
7	LAX Petteri	FIN	12 OCT 1985	15	7.98 q	SB
8	MYKOLAITIS Povilas	LTU	22 FEB 1983	6	7.94	=SB
9	SHALIN Pavel	RUS	15 APR 1987	9	7.94	
10	LEITIS Janis	LAT	13 APR 1989	7	7.87	SB
11	SOLDATKIN Oleksandr	UKR	26 APR 1986	4	7.66	
12	ARNOS Zacharias	CYP	24 NOV 1986	14	7.61	
13	SARGSYAN Arsen	ARM	13 DEC 1984	11	7.60	
14	MERTZANÍDIS-DESPOTÉRIS Miháil	GRE	21 AUG 1987	1	7.58	
15	DIAKONIKÓLAS Sávas	GRE	25 JUN 1983	13	7.46	
	ATANASOV Nikolay	BUL	11 DEC 1974	16	NM	

		1	2	3
1	CÁCERES E	7.73 (+0.3)	7.90 (0.0)	8.27 (+1.7)
2	TOMLINSON C	7.98 (+1.6)	8.20 (+0.7)	
3	HOWE A	8.15 (-0.3)		
4	TORNÉUS M	8.12 (+1.2)		
5	SDIRI S	8.09 (+1.9)		
6	NOVOTNÝ R	7.86 (+3.2)	x (+1.2)	8.00 (+1.2)
7	LAX P	7.48 (+0.9)	7.98 (+1.5)	x (+2.0)
8	MYKOLAITIS P	x (+0.9)	7.85 (0.0)	7.94 (+1.0)
9	SHALIN P	7.81 (+0.5)	7.66 (0.0)	7.94 (+1.4)
10	LEITIS J	6.30 (+0.2)	7.87 (0.0)	x (+0.6)
11	SOLDATKIN O	x (+0.1)	7.66 (+1.6)	7.32 (+0.4)
12	ARNOS Z	x (+1.0)	7.37 (+1.1)	7.61 (+3.5)
13	SARGSYAN A	7.60 (+0.9)	x (0.0)	7.59 (+1.2)
14	MERTZANÍDIS-DESPOT	x (+0.7)	x (+1.6)	7.58 (+0.8)
15	DIAKONIKÓLAS S	x (+2.4)	7.22 (+1.8)	7.46 (+1.6)
	ATANASOV N	x (+2.3)	x (+3.0)	-

Qualified: qualifying perf. 8.00 (Q) or 12 best performers (q) to the advance to the Final

Results Day 4

**Shot Put Men
Qualification Group A**

30 JUL 2010 / 11:30

Rank	Name	Nat	Date of Birth	Order	Result
1	BARTELS Ralf	GER	21 FEB 1978	9	20.37 Q
2	MAJEWSKI Tomasz	POL	30 AUG 1981	3	20.36 Q
3	MIKHNEVICH Andrei	BLR	12 JUL 1976	10	20.35 Q
4	MULABEGOVIĆ Nedžad	CRO	4 FEB 1981	2	20.01 Q
5	ZALSKÝ Antonín	CZE	7 AUG 1980	5	19.93 q
6	MYERSCOUGH Carl	GBR	21 OCT 1979	8	19.81 q
7	PEETRE Taavi	EST	5 JUL 1983	13	19.42
8	SEMENOV Andriy	UKR	4 JUL 1984	4	19.31
9	KÜRTHY Lajos	HUN	22 OCT 1986	11	19.15
10	ARRHENIUS Niklas	SWE	10 SEP 1982	1	18.93
11	JOTANOVIC Milan	SRB	11 JAN 1984	6	18.81
12	VODOVNIK Miran	SLO	11 SEP 1977	7	18.42
13	MARTÍNEZ Manuel	ESP	7 DEC 1974	12	18.08

1

2

3

1	BARTELS R	20.37			
2	MAJEWSKI T	20.36			
3	MIKHNEVICH A	20.35			
4	MULABEGOVIĆ N	20.01			
5	ZALSKÝ A	19.93	19.78		19.74
6	MYERSCOUGH C	19.34	x		19.81
7	PEETRE T	19.42	x		x
8	SEMENOV A	19.31	x		x
9	KÜRTHY L	x	19.15		x
10	ARRHENIUS N	18.93	x		x
11	JOTANOVIC M	18.81	18.38		18.42
12	VODOVNIK M	x	18.42		x
13	MARTÍNEZ M	18.08	x		17.73

**Shot Put Men
Qualification Group B**

30 JUL 2010 / 11:30

Rank	Name	Nat	Date of Birth	Order	Result
1	LYZHYN Pavel	BLR	24 MAR 1981	14	20.42 Q
2	STORL David	GER	27 JUL 1990	10	20.24 Q
3	URTANS Maris	LAT	9 FEB 1981	3	20.19 Q
4	KOLASINAC Asmir	SRB	15 OCT 1984	11	19.83 q
5	GIZA Jakub	POL	26 SEP 1985	7	19.69 q
6	VIVAS Borja	ESP	26 MAY 1984	4	19.51 q
7	FORTES Marco	POR	26 SEP 1982	6	19.48
8	MACHURA Remigius	CZE	7 JAN 1986	12	18.71
9	STAMATÓYIANNIS Mihail	GRE	20 MAY 1982	8	18.58
10	IVANOV Georgi	BUL	13 MAR 1985	5	18.28
11	ARESTIS Georgios	CYP	27 DEC 1981	1	18.23
12	CHRISTENSEN Kim Juhl	DEN	1 APR 1984	9	18.20
	NIARÉ Yves	FRA	20 JUL 1977	13	NM
	THORSTEINSSON Ódinn Björn	ISL	3 DEC 1981	2	NM

Results Day 4

Qualification Group B (cont.)

Qualification Group B	1	2	3
1	LYZHYN P	x	19.43
2	STORL D	19.74	x
3	URTANS M	18.55	19.17
4	KOLASINAC A	x	19.75
5	GIZA J	19.44	18.90
6	VIVAS B	19.14	19.21
7	FORTES M	19.24	19.48
8	MACHURA R	18.71	18.55
9	STAMATÓYIANNIS M	18.15	18.28
10	IVANOV G	18.18	18.28
11	ARESTIS G	x	18.23
12	CHRISTENSEN K	17.36	18.20
	NARÉ Y	x	x
	THORSTEINSSON Ó	x	x

Qualified: qualifying perf. 20.00 (Q) or 12 best performers (q) to the advance to the Final

Javelin Men
Qualification

30 JUL 2010 / 10:20

Rank	Name	Nat	Date of Birth	Order	Result
1	WIRKKALA Teemu	FIN	14 JAN 1984	1	83.57 Q
2	PITKÄMÄKI Tero	FIN	19 DEC 1982	3	83.15 Q
3	DE ZORDO Matthias	GER	21 FEB 1988	4	82.34 Q
4	KOVALS Ainars	LAT	21 NOV 1981	2	79.32 q
5	KOSYNSKY Dmytro	UKR	31 MAR 1989	9	79.29 q
6	THORKILDSEN Andreas	NOR	1 APR 1982	11	78.82 q
7	RAGS Eriks	LAT	1 JUN 1975	8	78.45 q
8	AVRAMENKO Roman	UKR	23 MAR 1988	9	78.11 q
9	VESELÝ Vítězslav	CZE	27 FEB 1983	5	77.76 q
10	FRYDRYCH Petr	CZE	13 JAN 1988	1	77.56 q
11	PYATNYTSYA Oleksandr	UKR	14 JUL 1985	5	77.54 q
12	MAKAROV Sergey	RUS	19 MAR 1973	6	76.69 q
13	OLTEÁN Csongor	HUN	8 APR 1984	7	76.53
14	KAZLOU Uladzimir	BLR	20 APR 1985	6	76.29
15	WALLIN Gabriel	SWE	14 OCT 1981	3	76.12
16	VADLEJCH Jakub	CZE	10 OCT 1990	8	76.04
17	HAATAINEN Harri	FIN	5 JAN 1978	11	75.83
18	HAEFFLER Jérôme	FRA	12 MAY 1982	2	75.60
19	BARAZA Rafael	ESP	29 AUG 1981	10	73.34
20	BENAK Martin	SVK	27 MAY 1988	4	73.18
21	KOROTKOV Ilya	RUS	6 DEC 1983	12	72.04
22	SMALIÓS Ioánnis	GRE	17 FEB 1987	10	71.57
23	VASILEVSKIS Vadims	LAT	5 JAN 1982	7	67.56

Results Day 4
Qualification (cont.)


Qualification		1	2	3
1	WIRKKALA T	76.89	83.57	
2	PITKÄMÄKI T	76.65	83.15	
3	de ZORDO M	74.89	77.82	82.34
4	KOVALS A	78.58	78.22	79.32
5	KOSYNSKY D	x	71.30	79.29
6	THORKILDSEN A	x	x	78.82
7	RAGS E	x	x	78.45
8	AVRAMENKO R	74.84	x	78.11
9	VESELÝ V	x	77.76	74.99
10	FRYDRYCH P	77.56	x	75.96
11	PYATNYTSYA O	77.20	x	77.54
12	MAKAROV S	76.69	74.13	74.54
13	OLTEÁN C	76.53	75.05	x
14	KAZLOU U	x	76.29	72.33
15	WALLIN G	71.85	x	76.12
16	VADLEJCH J	x	76.04	x
17	HAATAINEN H	75.83	x	x
18	HAEFFLER J	67.60	75.60	x
19	BARAZA R	71.96	68.22	73.34
20	BENAK M	73.18	x	x
21	KOROTKOV I	72.04	x	71.07
22	SMALIÓS I	71.57	x	-
23	VASILEVSKIS V	x	x	67.56

Javelin Men
Qualification Group A
30 JUL 2010 / 10:20

Rank	Name	Nat	Date of Birth	Order	Result
1	WIRKKALA Teemu	FIN	14 JAN 1984	1	83.57 Q
2	DE ZORDO Matthias	GER	21 FEB 1988	4	82.34 Q
3	KOVALS Ainars	LAT	21 NOV 1981	2	79.32 q
4	THORKILDSEN Andreas	NOR	1 APR 1982	11	78.82 q
5	AVRAMENKO Roman	UKR	23 MAR 1988	9	78.11 q
6	VESELÝ Vítězslav	CZE	27 FEB 1983	5	77.76 q
7	MAKAROV Sergey	RUS	19 MAR 1973	6	76.69 q
8	OLTEÁN Csongor	HUN	8 APR 1984	7	76.53
9	WALLIN Gabriel	SWE	14 OCT 1981	3	76.12
10	VADLEJCH Jakub	CZE	10 OCT 1990	8	76.04
11	SMALIÓS Ioánnis	GRE	17 FEB 1987	10	71.57

		1	2	3
1	WIRKKALA T	76.89	83.57	
2	de ZORDO M	74.89	77.82	82.34
3	KOVALS A	78.58	78.22	79.32
4	THORKILDSEN A	x	x	78.82
5	AVRAMENKO R	74.84	x	78.11
6	VESELÝ V	x	77.76	74.99
7	MAKAROV S	76.69	74.13	74.54
8	OLTEÁN C	76.53	75.05	x
9	WALLIN G	71.85	x	76.12
10	VADLEJCH J	x	76.04	x
11	SMALIÓS I	71.57	x	-

 INTERNET Service: www.european-athletics.org

 Timing, Measurement & Data Service by  **OMEGA**

printed at FRI 30 JUL 2010 22:11

Page 11 of 32

Results Day 4

**Javelin Men
Qualification Group B**

30 JUL 2010 / 12:00

Rank	Name	Nat	Date of Birth	Order	Result
1	PITKÄMÄKI Tero	FIN	19 DEC 1982	3	83.15 Q
2	KOSYNSKYY Dmytro	UKR	31 MAR 1989	9	79.29 q
3	RAGS Eriks	LAT	1 JUN 1975	8	78.45 q
4	FRYDRYCH Petr	CZE	13 JAN 1988	1	77.56 q
5	PYATNYTSYA Oleksandr	UKR	14 JUL 1985	5	77.54 q
6	KAZLOU Uladzimir	BLR	20 APR 1985	6	76.29
7	HAATAINEN Harri	FIN	5 JAN 1978	11	75.83
8	HAEFFLER Jérôme	FRA	12 MAY 1982	2	75.60
9	BARAZA Rafael	ESP	29 AUG 1981	10	73.34
10	BENAK Martin	SVK	27 MAY 1988	4	73.18
11	KOROTKOV Ilya	RUS	6 DEC 1983	12	72.04
12	VASILEVSKIS Vadims	LAT	5 JAN 1982	7	67.56


	1	2	3
1	PITKÄMÄKI T	76.65	83.15
2	KOSYNSKYY D	x	71.30
3	RAGS E	x	79.29
4	FRYDRYCH P	77.56	x
5	PYATNYTSYA O	77.20	x
6	KAZLOU U	x	78.45
7	HAATAINEN H	75.83	x
8	HAEFFLER J	67.60	x
9	BARAZA R	71.96	68.22
10	BENAK M	73.18	x
11	KOROTKOV I	72.04	x
12	VASILEVSKIS V	x	71.07
			67.56

Qualified: qualifying perf. 81.00 (Q) or 12 best performers (q) to the advance to the Final

Results Day 4
50 km Walk Men
Final
30 JUL 2010 / 7:35

Rank	Name	Nat	Date of Birth	Order	Result	
1	DINIZ Yohann	FRA	1 JAN 1978	22	3:40:37	EL
2	SUDOL Grzegorz	POL	28 AUG 1978	25	3:42:24	PB
3	BAKULIN Sergey	RUS	13 NOV 1986	11	3:43:26	PB
4	HEFFERNAN Robert	IRL	20 FEB 1978	2	3:45:30	NR
5	GARCÍA Jesús Ángel	ESP	17 OCT 1969	19	3:47:56	SB
6	DE LUCA Marco	ITA	12 MAY 1981	20	3:48:36	SB
7	HÖHNE André	GER	10 MAR 1978	17	3:49:29	
8	NOWAK Lukasz	POL	18 DEC 1988	14	3:51:31	
9	SUSKEVICIUS Tadas	LTU	22 MAY 1985	8	3:52:31	PB
10	ANDRONOV Yuriy	RUS	6 NOV 1971	3	3:54:22	SB
11	GRIFFIN Colin	IRL	3 AUG 1982	4	3:57:58	SB
12	GUSTAFSSON Andreas	SWE	10 AUG 1980	9	3:58:02	
13	MAJDAN Dusan	SVK	8 SEP 1987	5	4:00:51	PB
14	CARDOSO Augusto	POR	13 DEC 1970	1	4:03:40	
15	FILIPOVIC Predrag	SRB	5 OCT 1978	18	4:06:29	
	BATOVSKY Milos	SVK	26 MAY 1979	26	DNF	
	BRZOZOWSKI Artur	POL	29 MAR 1985	16	DNF	
	BUDZA Serhiy	UKR	6 DEC 1984	13	DNF	
	KINNUNEN Jarkko	FIN	19 JAN 1984	24	DNF	
	KIRDYAPKIN Sergey	RUS	18 JUN 1980	6	DNF	
	KOVENKO Andriy	UKR	25 NOV 1973	10	DNF	
	LINKE Christopher	GER	24 OCT 1988	21	DNF	
	NYMARK Trond	NOR	28 DEC 1976	7	DNF	
	ODRIOZOLA Mikel	ESP	25 MAY 1973	27	DNF	
	PEREIRA António	POR	10 JUL 1975	23	DNF	
	SCHWAZER Alex	ITA	26 DEC 1984	12	DNF	
	SKARNULIS Donatas	LTU	21 OCT 1977	15	DQ	

Intermediate times:	5km	22:12	DINIZ Yohann (FRA)
	10km	44:23	DINIZ Yohann (FRA)
	15km	1:06:16	DINIZ Yohann (FRA)
	20km	1:28:09	DINIZ Yohann (FRA)
	25km	1:49:56	DINIZ Yohann (FRA)
	30km	2:11:53	DINIZ Yohann (FRA)
	35km	2:33:45	DINIZ Yohann (FRA)
	40km	2:55:30	DINIZ Yohann (FRA)
	45km	3:17:51	DINIZ Yohann (FRA)

INTERNET Service: www.european-athletics.org
Timing, Measurement & Data Service by  OMEGA

printed at FRI 30 JUL 2010 22:11

Page 13 of 32

Results Day 4

**200m Women
Round 1**

30 JUL 2010 / 12:20

Rank	Name	Nat	Date of Birth	Lane	Result
1	KAPACHINSKAYA Anastasiya	RUS	21 NOV 1979	8	23.09 Q
2	BRYZHINA Yelizaveta	UKR	28 NOV 1989	4	23.10 Q
2	CHERMOSHANSKAYA Yuliya	RUS	6 JAN 1986	4	23.10 Q
4	JACQUES-SÉBASTIEN Lina	FRA	10 APR 1985	5	23.21 Q
5	SOUMARÉ Myriam	FRA	29 OCT 1986	6	23.22 Q
6	ARTYMATA Eleni	CYP	16 MAY 1986	5	23.41 Q
7	FREEMAN Emily	GBR	24 NOV 1980	7	23.44 Q
8	FEDORIVA Aleksandra	RUS	13 SEP 1988	5	23.47 Q
9	MANG Véronique	FRA	15 DEC 1984	3	23.57 Q
10	BORLÉE Olivia	BEL	10 APR 1986	2	23.59 Q
11	JESCHKE Marta	POL	2 JUN 1986	4	23.60 q
12	WEDLER Weronika	POL	17 JUL 1989	3	23.62 q
13	ARCIONI Giulia	ITA	21 MAR 1986	8	23.63 q
14	PTAK Ewelina	POL	20 MAR 1987	2	23.66 Q
15	BALTA Ksenija	EST	11 JAN 1986	3	23.75 Q
16	WHELAN Niamh	IRL	26 JUL 1990	5	23.78 q
17	VEIT Sabina	SLO	2 DEC 1985	7	23.78
18	NEUMIARZHYTSKAYA Alena	BLR	27 JUL 1980	6	23.82
19	OGRAZEANU Andreea	ROU	24 MAR 1990	3	23.89
20	PETRÁHN Barbara	HUN	16 SEP 1978	7	24.07
21	BACKMAN Elin	SWE	20 NOV 1988	2	24.13
22	TAVARES Sónia	POR	21 MAR 1986	6	24.14
23	RÖSER Doris	AUT	26 MAR 1983	4	24.32
24	JURES Tina	SLO	21 JUL 1987	6	24.41
25	REDIF Meliz	TUR	26 MAR 1989	7	24.53
	SHALA Klodiana	ALB	22 AUG 1979	2	DNS

**200m Women
Round 1 Heat 1 (4)**

30 JUL 2010 / 12:20

Wind: -2.6 m/s

Rank	Name	Nat	Date of Birth	Lane	Reaction time	Result
1	BRYZHINA Yelizaveta	UKR	28 NOV 1989	4	0.245	23.10 Q
2	SOUMARÉ Myriam	FRA	29 OCT 1986	6	0.179	23.22 Q
3	BALTA Ksenija	EST	11 JAN 1986	3	0.205	23.75 Q
4	WHELAN Niamh	IRL	26 JUL 1990	5	0.253	23.78 q
5	VEIT Sabina	SLO	2 DEC 1985	7	0.205	23.78
6	BACKMAN Elin	SWE	20 NOV 1988	2	0.217	24.13


**200m Women
Round 1 Heat 2 (4)**

30 JUL 2010 / 12:28

Wind: -2.1 m/s

Rank	Name	Nat	Date of Birth	Lane	Reaction time	Result
1	KAPACHINSKAYA Anastasiya	RUS	21 NOV 1979	8		23.09 Q
2	ARTYMATA Eleni	CYP	16 MAY 1986	5	0.236	23.41 Q
3	FREEMAN Emily	GBR	24 NOV 1980	7	0.230	23.44 Q
4	WEDLER Weronika	POL	17 JUL 1989	3	0.192	23.62 q
5	TAVARES Sónia	POR	21 MAR 1986	6	0.208	24.14
6	RÖSER Doris	AUT	26 MAR 1983	4	0.246	24.32
	SHALA Klodiana	ALB	22 AUG 1979	2		DNS

INTERNET Service: www.european-athletics.org

Timing, Measurement & Data Service by  OMEGA

printed at FRI 30 JUL 2010 22:11

Page 14 of 32

Results Day 4
200m Women
Round 1 Heat 3 (4)
30 JUL 2010 / 12:36

Wind: -1.2 m/s

Rank	Name	Nat	Date of Birth	Lane	Reaction time	Result
1	CHERMOSHANSKAYA Yuliya	RUS	6 JAN 1986	4	0.201	23.10 Q
2	JACQUES-SÉBASTIEN Lina	FRA	10 APR 1985	5	0.212	23.21 Q
3	PTAK Ewelina	POL	20 MAR 1987	2	0.186	23.66 Q
4	NEUMIARZHITSKAYA Alena	BLR	27 JUL 1980	6	0.240	23.82
5	OGRAZEANU Andreea	ROU	24 MAR 1990	3	0.216	23.89
6	PETRÁHN Barbara	HUN	16 SEP 1978	7	0.197	24.07

200m Women
Round 1 Heat 4 (4)
30 JUL 2010 / 12:44

Wind: -3.5 m/s

Rank	Name	Nat	Date of Birth	Lane	Reaction time	Result
1	FEDORIVA Aleksandra	RUS	13 SEP 1988	5	0.263	23.47 Q
2	MANG Véronique	FRA	15 DEC 1984	3	0.178	23.57 Q
3	BORLÉE Olivia	BEL	10 APR 1986	2	0.199	23.59 Q
4	JESCHKE Marta	POL	2 JUN 1986	4	0.190	23.60 q
5	ARCIONI Giulia	ITA	21 MAR 1986	8	0.242	23.63 q
6	JURES Tina	SLO	21 JUL 1987	6	0.176	24.41
7	REDIF Meliz	TUR	26 MAR 1989	7	0.253	24.53

Qualified: First 3 in each heat (Q) and 4 best performers (q) advance to the Semifinals

200m Women
Semifinal
30 JUL 2010 / 19:00

Rank	Name	Nat	Date of Birth	Lane	Result
1	FEDORIVA Aleksandra	RUS	13 SEP 1988	3	22.63 Q
2	KAPACHINSKAYA Anastasiya	RUS	21 NOV 1979	6	22.72 Q
3	JACQUES-SÉBASTIEN Lina	FRA	10 APR 1985	5	22.84 Q
4	BRYZHINA Yelizaveta	UKR	28 NOV 1989	4	22.86 Q
5	CHERMOSHANSKAYA Yuliya	RUS	6 JAN 1986	6	22.88 Q
6	SOUMARÉ Myriam	FRA	29 OCT 1986	3	23.02 Q
7	ARTYMATA Eleni	CYP	16 MAY 1986	5	23.14 q
8	MANG Véronique	FRA	15 DEC 1984	4	23.21 q
9	FREEMAN Emily	GBR	24 NOV 1980	8	23.21 SB
10	WEDLER Weronika	POL	17 JUL 1989	2	23.30
11	WHELAN Niamh	IRL	26 JUL 1990	2	23.31
12	JESCHKE Marta	POL	2 JUN 1986	1	23.36 SB
13	BORLÉE Olivia	BEL	10 APR 1986	8	23.44
14	PTAK Ewelina	POL	20 MAR 1987	7	23.48
15	ARCIONI Giulia	ITA	21 MAR 1986	1	23.77
	BALTA Ksenija	EST	11 JAN 1986	7	DQ

Results Day 4
**200m Women
Semifinal 1 (2)**
30 JUL 2010 / 19:00

Wind: -0.2 m/s

Rank	Name	Nat	Date of Birth	Lane	Reaction time	Result
1	FEDORIVA Aleksandra	RUS	13 SEP 1988	3	0.205	22.63 Q
2	KAPACHINSKAYA Anastasiya	RUS	21 NOV 1979	6	0.233	22.72 Q
3	JACQUES-SÉBASTIEN Lina	FRA	10 APR 1985	5	0.211	22.84 Q PB
4	MANG Véronique	FRA	15 DEC 1984	4	0.199	23.21 q
5	FREEMAN Emily	GBR	24 NOV 1980	8	0.224	23.21 SB
6	WHELAN Niamh	IRL	26 JUL 1990	2	0.203	23.31
7	JESCHKE Marta	POL	2 JUN 1986	1	0.177	23.36 SB
	BALTA Ksenija	EST	11 JAN 1986	7	0.245	DQ R 163.3

**200m Women
Semifinal 2 (2)**
30 JUL 2010 / 19:08

Wind: -1.7 m/s

Rank	Name	Nat	Date of Birth	Lane	Reaction time	Result
1	BRYZHINA Yelizaveta	UKR	28 NOV 1989	4	0.233	22.86 Q
2	CHERMOSHANSKAYA Yuliya	RUS	6 JAN 1986	6	0.210	22.88 Q
3	SOMARÉ Myriam	FRA	29 OCT 1986	3	0.191	23.02 Q
4	ARTYMATA Eleni	CYP	16 MAY 1986	5	0.254	23.14 q
5	WEDLER Weronika	POL	17 JUL 1989	2	0.192	23.30
6	BORLÉE Olivia	BEL	10 APR 1986	8	0.229	23.44
7	PTAK Ewelina	POL	20 MAR 1987	7		23.48
8	ARCIONI Giulia	ITA	21 MAR 1986	1	0.167	23.77

Qualified: First 3 in each heat (Q) and 2 best performers (q) advance to the Final

**400m Women
Final**
30 JUL 2010 / 19:35


Rank	Name	Nat	Date of Birth	Lane	Reaction time	Result
1	FIROVA Tatyana	RUS	10 OCT 1982	5	0.200	49.89 EL
2	USTALOVA Kseniya	RUS	14 JAN 1988	4	0.229	49.92 PB
3	KRIVOSHAPKA Antonina	RUS	21 JUL 1987	3	0.205	50.10 SB
4	GRENOT Libania	ITA	12 JUL 1983	6	0.323	50.43 SB
5	ROSOLOVÁ Denisa	CZE	21 AUG 1986	7	0.319	50.90
6	YEFREMOVA Antonina	UKR	19 JUL 1981	8		51.67
7	MILANI Marta	ITA	9 MAR 1987	1	0.185	51.87 PB
8	HURTIS-HOUAIRI Muriel	FRA	25 MAR 1979	2	0.194	52.05

**800m Women
Final**
30 JUL 2010 / 21:50

Rank	Name	Nat	Date of Birth	Lane	Result
1	SAVINOVA Mariya	RUS	13 AUG 1985	4	1:58.22
2	HAK Yvonne	NED	30 JUN 1986	7	1:58.85 PB
3	MEADOWS Jennifer	GBR	17 APR 1981	6	1:59.39
4	KLOCOVA Lucia	SVK	20 NOV 1983	2	1:59.48
5	SIMPSON Jemma	GBR	10 FEB 1984	5	1:59.90
6	MASNÁ Lenka	CZE	22 APR 1985	1	1:59.91
7	MARTÍNEZ Mayte	ESP	17 MAY 1976	8	1:59.97
8	KLYUKA Svetlana	RUS	27 DEC 1978	3	2:00.15

 Intermediate times: 400m 59.17 MEADOWS Jennifer (GBR)
 600m 1:29.13 MEADOWS Jennifer (GBR)

 INTERNET Service: www.european-athletics.org

 Timing, Measurement & Data Service by  **OMEGA**

printed at FRI 30 JUL 2010 22:11

Page 16 of 32

Results Day 4

1500m Women
Round 1

30 JUL 2010 / 20:00

Rank	Name	Nat	Date of Birth	Order	Result
1	ALMINOVA Anna	RUS	17 JAN 1985	7	4:04.14 Q
2	FÉLIX Fanjanteino	FRA	26 JAN 1980	2	4:04.75 Q
3	RODRÍGUEZ Natalia	ESP	2 JUN 1979	8	4:04.95 Q SB
4	ZBROZHEK Oksana	RUS	12 JAN 1978	4	4:05.18 Q
5	ÇAKIR Asli	TUR	20 AUG 1985	7	4:05.53 Q
6	MISHCHENKO Anna	UKR	25 AUG 1983	10	4:05.59 q
7	TWELL Stephanie	GBR	17 AUG 1989	3	4:05.63 q
8	EJDYS Sylwia	POL	15 JUL 1984	5	4:05.76 q
9	DOBRIKEY Lisa	GBR	23 DEC 1983	2	4:06.00 Q
10	ENGLAND Hannah	GBR	6 MAR 1987	1	4:06.03 q
10	FERNÁNDEZ Nuria	ESP	16 AUG 1976	5	4:06.03 Q
12	DEHIBA Hind	FRA	17 MAR 1979	8	4:06.17 Q
13	KAREIVA Nataliia	BLR	14 NOV 1985	11	4:06.89
14	PLIS Renata	POL	5 FEB 1985	1	4:07.20
15	MÅKESTAD BOVIM Ingvill	NOR	7 AUG 1981	11	4:07.49
16	YEVDOKIMOVA Natalya	RUS	17 MAR 1978	4	4:08.08
17	SCHÖNBECK Charlotte	SWE	22 DEC 1984	6	4:09.42 PB
18	DE GRANDE Lindsey	BEL	26 APR 1989	10	4:10.24 PB
19	KUIJKEN Susan	NED	8 JUL 1986	9	4:11.03
20	USLU Binnaz	TUR	12 MAR 1985	9	4:12.04
21	MUNCAN Marina	SRB	6 NOV 1982	12	4:19.32
	BARBULESCU Liliana	ROU	5 FEB 1982	3	DNF
	HAYDAR Sultan	TUR	23 MAY 1987	6	DNF


1500m Women
Round 1 Heat 1 (2)

30 JUL 2010 / 20:00

Rank	Name	Nat	Date of Birth	Order	Result
1	ALMINOVA Anna	RUS	17 JAN 1985	7	4:04.14 Q
2	FÉLIX Fanjanteino	FRA	26 JAN 1980	2	4:04.75 Q
3	RODRÍGUEZ Natalia	ESP	2 JUN 1979	8	4:04.95 Q SB
4	ZBROZHEK Oksana	RUS	12 JAN 1978	4	4:05.18 Q
5	MISHCHENKO Anna	UKR	25 AUG 1983	10	4:05.59 q
6	TWELL Stephanie	GBR	17 AUG 1989	3	4:05.63 q
7	EJDYS Sylwia	POL	15 JUL 1984	5	4:05.76 q
8	ENGLAND Hannah	GBR	6 MAR 1987	1	4:06.03 q
9	KAREIVA Nataliia	BLR	14 NOV 1985	11	4:06.89
10	USLU Binnaz	TUR	12 MAR 1985	9	4:12.04
	HAYDAR Sultan	TUR	23 MAY 1987	6	DNF

Intermediate times: 400m 1:04.93 ALMINOVA Anna (RUS)
 800m 2:10.51 ALMINOVA Anna (RUS)
 1200m 3:17.46 ALMINOVA Anna (RUS)

INTERNET Service: www.european-athletics.org

Timing, Measurement & Data Service by  OMEGA

printed at FRI 30 JUL 2010 22:11

Page 17 of 32

Results Day 4

1500m Women
Round 1 Heat 2 (2)

30 JUL 2010 / 20:12

Rank	Name	Nat	Date of Birth	Order	Result
1	ÇAKIR Asli	TUR	20 AUG 1985	7	4:05.53 Q
2	DOBRISKEY Lisa	GBR	23 DEC 1983	2	4:06.00 Q
3	FERNÁNDEZ Nuria	ESP	16 AUG 1976	5	4:06.03 Q
4	DEHIBA Hind	FRA	17 MAR 1979	8	4:06.17 Q
5	PLIS Renata	POL	5 FEB 1985	1	4:07.20
6	MÅKESTAD BOVIM Ingvill	NOR	7 AUG 1981	11	4:07.49
7	YEVDOKIMOVA Natalya	RUS	17 MAR 1978	4	4:08.08
8	SCHÖNBECK Charlotte	SWE	22 DEC 1984	6	4:09.42 PB
9	DE GRANDE Lindsey	BEL	26 APR 1989	10	4:10.24 PB
10	KUIJKEN Susan	NED	8 JUL 1986	9	4:11.03
11	MUNCAN Marina	SRB	6 NOV 1982	12	4:19.32
	BARBULESCU Liliana	ROU	5 FEB 1982	3	DNF

Intermediate times: 400m 1:06.88 YEVDOKIMOVA Natalya (RUS)
800m 2:14.48 YEVDOKIMOVA Natalya (RUS)
1200m 3:19.63 ÇAKIR Asli (TUR)

Qualified: First 4 in each heat (Q) and 4 best performers (q) advance to the Final


3000m Steeplechase Women
Final

30 JUL 2010 / 20:25

Rank	Name	Nat	Date of Birth	Order	Result
1	ZARUDNEVA Yuliya	RUS	26 APR 1986	3	9:17.57 CR
2	DOMÍNGUEZ Marta	ESP	3 NOV 1975	4	9:17.74
3	KHARLAMOVA Lyubov	RUS	2 MAR 1981	5	9:29.82 SB
4	DEAN Hatti	GBR	2 FEB 1982	1	9:30.19 PB
5	FRANKIEWICZ Wioletta	POL	9 JUN 1977	6	9:34.13
6	ABDULLAYEVA Layes	AZE	29 MAY 1991	7	9:34.75 NR
7	DUARTE Sophie	FRA	31 JUL 1981	11	9:35.52 SB
8	FUENTES-PILA Zulema	ESP	25 MAY 1977	10	9:35.71 SB
9	BOBOCEL Ancuta	ROU	3 OCT 1987	9	9:41.20
10	KOWALSKA Katarzyna	POL	7 APR 1985	8	9:42.47
11	BRITTON Fionnuala	IRL	24 SEP 1984	12	9:44.25
12	JURAVEL Oxana	MDA	23 FEB 1986	2	9:55.39

Intermediate times: 1000m 3:03.38 ZARUDNEVA Yuliya (RUS)
2000m 6:12.62 ZARUDNEVA Yuliya (RUS)

INTERNET Service: www.european-athletics.org

Timing, Measurement & Data Service by  OMEGA

printed at FRI 30 JUL 2010 22:11

Page 18 of 32

Results Day 4

**100m Hurdles Women
Round 1**

30 JUL 2010 / 10:00

Rank	Name	Nat	Date of Birth	Lane	Result	
1	VUKICEVIC Christina	NOR	18 JUN 1987	3	12.83 Q	SB
2	DEKTYAREVA Tatyana	RUS	8 MAY 1981	4	12.86 Q	
3	O'ROURKE Derval	IRL	28 MAY 1981	7	12.88 Q	SB
4	NYTRA Carolin	GER	26 FEB 1985	3	12.89 Q	
4	YANIT Nevin	TUR	16 FEB 1986	3	12.89 Q	
6	SNIHUR Yevheniya	UKR	7 MAR 1984	2	12.90 Q	
7	URECH Lisa	SUI	27 JUL 1989	6	13.03 Q	
8	SAMYLOVA Olga	RUS	4 JAN 1986	4	13.06 Q	PB
9	DAVIN Elisabeth	BEL	3 JUN 1981	2	13.12 Q	SB
10	SKROBÁKOVÁ Lucie	CZE	4 JAN 1982	2	13.15 q	
11	TALAI Alina	BLR	14 MAY 1989	8	13.17 Q	
12	ROLEDER Cindy	GER	21 AUG 1989	8	13.19 q	
13	PAPLAUSKAYA Katsiaryna	BLR	7 MAY 1987	6	13.19 q	
14	SCHREIBEIS Victoria	AUT	9 JAN 1979	8	13.23 q	
15	HILDEBRAND Nadine	GER	20 SEP 1987	7	13.25 Q	
15	KOCIELNIK Joanna	POL	11 MAR 1983	3	13.25 Q	
17	BERINGS Eline	BEL	28 MAY 1986	5	13.27	
18	TOMIC Marina	SLO	30 APR 1983	4	13.28	
19	TAMOSAITYTE Sonata	LTU	26 JUN 1987	7	13.31	
19	ZAGRÉ Anne	BEL	13 MAR 1990	2	13.31	
21	TORRIJOS Ana	ESP	3 JAN 1987	5	13.33	PB
22	CUPAKOVA Miriam	SVK	2 MAR 1979	7	13.35	
23	LENSKIY Irina	ISR	12 JUN 1971	6	13.41	
24	CARAVELLI Marzia	ITA	23 OCT 1981	4	13.50	
25	ARACHOVITI Dimitra	CYP	18 JUL 1987	8	13.61	
26	REUSE Clélia	SUI	1 AUG 1988	6	13.73	
27	JOTANOVIC Jelena	SRB	15 OCT 1983	5	13.77	
	SCHROTT Beate	AUT	15 APR 1988	5	DQ	R 162.7

**100m Hurdles Women
Round 1 Heat 1 (4)**

30 JUL 2010 / 10:00

Wind: -0.8 m/s

Rank	Name	Nat	Date of Birth	Lane	Reaction time	Result
1	YANIT Nevin	TUR	16 FEB 1986	3	0.180	12.89 Q
2	TALAI Alina	BLR	14 MAY 1989	8	0.203	13.17 Q
3	HILDEBRAND Nadine	GER	20 SEP 1987	7	0.223	13.25 Q
4	ZAGRÉ Anne	BEL	13 MAR 1990	2	0.161	13.31
5	LENSKIY Irina	ISR	12 JUN 1971	6	0.261	13.41
6	CARAVELLI Marzia	ITA	23 OCT 1981	4	0.169	13.50
7	JOTANOVIC Jelena	SRB	15 OCT 1983	5	0.202	13.77

**100m Hurdles Women
Round 1 Heat 2 (4)**

30 JUL 2010 / 10:08

Wind: -0.1 m/s

Rank	Name	Nat	Date of Birth	Lane	Reaction time	Result
1	SNIHUR Yevheniya	UKR	7 MAR 1984	2	0.171	12.90 Q
2	URECH Lisa	SUI	27 JUL 1989	6	0.175	13.03 Q
3	KOCIELNIK Joanna	POL	11 MAR 1983	3	0.206	13.25 Q
4	BERINGS Eline	BEL	28 MAY 1986	5	0.175	13.27
5	TOMIC Marina	SLO	30 APR 1983	4	0.167	13.28
6	CUPAKOVA Miriam	SVK	2 MAR 1979	7	0.225	13.35
7	ARACHOVITI Dimitra	CYP	18 JUL 1987	8	0.196	13.61

 INTERNET Service: www.european-athletics.org

 Timing, Measurement & Data Service by  OMEGA

printed at FRI 30 JUL 2010 22:11

Page 19 of 32

Results Day 4
100m Hurdles Women
Round 1 Heat 3 (4)
30 JUL 2010 / 10:16

Wind: -0.6 m/s

Rank	Name	Nat	Date of Birth	Lane	Reaction time	Result	
1	O'ROURKE Derval	IRL	28 MAY 1981	7	0.169	12.88	Q SB
2	NYTRA Carolin	GER	26 FEB 1985	3	0.189	12.89	Q
3	SAMYLOVA Olga	RUS	4 JAN 1986	4	0.168	13.06	Q PB
4	SKROBÁKOVÁ Lucie	CZE	4 JAN 1982	2	0.201	13.15	q
5	SCHREIBEIS Victoria	AUT	9 JAN 1979	8	0.188	13.23	q
6	TORRIJOS Ana	ESP	3 JAN 1987	5	0.191	13.33	PB
7	REUSE Clélia	SUI	1 AUG 1988	6	0.180	13.73	

100m Hurdles Women
Round 1 Heat 4 (4)
30 JUL 2010 / 10:24

Wind: +0.4 m/s

Rank	Name	Nat	Date of Birth	Lane	Reaction time	Fn	Result	
1	VUKICEVIC Christina	NOR	18 JUN 1987	3	0.163		12.83	Q SB
2	DEKTYAREVA Tatyana	RUS	8 MAY 1981	4	0.194		12.86	Q
3	DAVIN Elisabeth	BEL	3 JUN 1981	2	0.178		13.12	Q SB
4	PAPLAUSKAYA Katsiaryna	BLR	7 MAY 1987	6	0.180		13.19	q
4	ROLEDER Cindy	GER	21 AUG 1989	8	0.215		13.19	q
6	TAMOSAITYTE Sonata	LTU	26 JUN 1987	7	0.207		13.31	
	SCHROTT Beate	AUT	15 APR 1988	5		F1	DQ	R 162.7

Qualified: First 3 in each heat (Q) and 4 best performers (q) advance to the Semifinals

400m Hurdles Women
Final
30 JUL 2010 / 21:40

Rank	Name	Nat	Date of Birth	Lane	Reaction time	Result	
1	ANTYUKH Natalya	RUS	26 JUN 1981	6	0.182	52.92	CR,EL
2	STAMBOLOVA Vania	BUL	28 NOV 1983	5	0.283	53.82	NR
3	SHAKES-DRAYTON Perri	GBR	21 DEC 1988	7	0.270	54.18	PB
4	HEJNOVÁ Zuzana	CZE	19 DEC 1986	3	0.183	54.30	
5	MOROSANU Angela	ROU	26 JUL 1986	4	0.230	54.58	SB
6	ISAKOVA Yevgeniya	RUS	27 NOV 1978	8	0.208	54.59	SB
7	IVANOVA Natalya	RUS	25 JUN 1981	1	0.268	55.51	
8	CHILD Eilidh	GBR	20 FEB 1987	2	0.199	55.51	

Results Day 4

**High Jump Women
Qualification**

30 JUL 2010 / 10:05

Rank	Name	Nat	Date of Birth	Order	Result
1	BEITIA Ruth	ESP	1 APR 1979	9	1.92 Q
1	FRENKEL Danial	ISR	8 SEP 1987	7	1.92 Q NR
1	FRIEDRICH Ariane	GER	10 JAN 1984	10	1.92 Q
1	SHKOLINA Svetlana	RUS	9 MAR 1986	3	1.92 Q
1	VLAŠIĆ Blanka	CRO	8 NOV 1983	2	1.92 Q
6	ILJUSTSENKO Anna	EST	12 OCT 1985	12	1.92 Q =NR
6	LUNDMARK Beatrice	SUI	26 APR 1980	1	1.92 Q PB
8	STERYIOU Adonía	GRE	7 JUL 1985	12	1.92 Q SB
8	STYOPINA Viktoriya	UKR	21 FEB 1976	11	1.92 Q
10	GREEN Emma	SWE	8 DEC 1984	8	1.92 Q
11	AYHAN Burcu	TUR	3 MAY 1990	6	1.92 Q PB
12	HELLEBAUT Tia	BEL	16 FEB 1978	1	1.92 Q
13	DI MARTINO Antonietta	ITA	1 JUN 1978	13	1.90
13	GORDEYEVA Irina	RUS	9 OCT 1986	7	1.90
15	KUFAAS Stine	NOR	7 APR 1986	4	1.90
15	RYAN Deirdre	IRL	1 JUN 1982	4	1.90 SB
17	JUNGMARK Ebba	SWE	10 MAR 1987	11	1.90 =SB
18	PALSYTE Airine	LTU	13 JUL 1992	2	1.90
19	LAMERA Raffaella	ITA	13 APR 1983	10	1.87
20	ANGELSEN Torje	NOR	17 JAN 1990	3	1.87
21	VUKOVIC Marija	MNE	21 JAN 1992	6	1.87
22	SIMIC Ana	CRO	5 MAY 1990	5	1.83
22	VENEVA-MATEEVA Venelina	BUL	13 JUN 1974	5	1.83
22	ZARCAN Georgiana	ROU	30 MAY 1988	13	1.83
25	DESMET Hannelore	BEL	25 FEB 1989	8	1.83
26	FOREMAN Ma'ayan	ISR	9 NOV 1986	9	1.78

		1.78	1.83	1.87	1.90	1.92
1	BEITIA R	-	o	o	o	o
1	FRENKEL D	o	o	o	o	o
1	FRIEDRICH A	-	-	-	o	o
1	SHKOLINA S	-	o	o	o	o
1	VLAŠIĆ B	-	-	o	o	o
6	ILJUSTSENKO Anna	o	o	o	xo	o
6	LUNDMARK B	o	o	o	xo	o
8	STERYIOU A	o	o	o	xxo	o
8	STYOPINA V	-	xo	o	xo	o
10	GREEN E	-	-	o	-	xo
11	AYHAN B	o	o	xo	xxo	xo
12	HELLEBAUT T	-	o	o	xo	xxo
13	di MARTINO A	-	o	o	o	xxx
13	GORDEEVA I	-	o	o	o	xxx
15	KUFAAS S	o	o	xxo	o	xxx
15	RYAN D	o	o	xxo	o	xxx
17	JUNGMARK E	-	xo	o	xo	xxx
18	PALSYTE A	o	xxo	xo	xxo	xxx
19	LAMERA R	o	xo	o	xxx	xxx
20	ANGELSEN T	o	o	xo	xxx	xxx
21	VUKOVIC M	xo	o	xo	xxx	xxx
22	SIMIC A	o	o	xxx		
22	VENEVA-MATEEVA V	-	o	xxx		
22	ZARCAN G	o	o	xxx		
25	DESMET H	o	xo	xxx		
26	FUREMAN M	o	xxx			

INTERNET Service: www.european-athletics.org

Timing, Measurement & Data Service by  OMEGA

printed at FRI 30 JUL 2010 22:11

Page 21 of 32

Results Day 4

**High Jump Women
Qualification Group A**

30 JUL 2010 / 10:05

Rank	Name	Nat	Date of Birth	Order	Result
1	BEITIA Ruth	ESP	1 APR 1979	9	1.92 Q
1	FRENKEL Danial	ISR	8 SEP 1987	7	1.92 Q NR
1	SHKOLINA Svetlana	RUS	9 MAR 1986	3	1.92 Q
1	VLAŠIĆ Blanka	CRO	8 NOV 1983	2	1.92 Q
5	ILJUSTSENKO Anna	EST	12 OCT 1985	12	1.92 Q =NR
5	LUNDMARK Beatrice	SUI	26 APR 1980	1	1.92 Q PB
7	KUFAAS Stine	NOR	7 APR 1986	4	1.90
8	JUNGMARK Ebba	SWE	10 MAR 1987	11	1.90 =SB
9	LAMERA Raffaella	ITA	13 APR 1983	10	1.87
10	VUKOVIC Marija	MNE	21 JAN 1992	6	1.87
11	VENEVA-MATEEVA Venelina	BUL	13 JUN 1974	5	1.83
11	ZARCAN Georgiana	ROU	30 MAY 1988	13	1.83
13	DESMET Hannelore	BEL	25 FEB 1989	8	1.83

1	BEITIA R	-	o	o	o
1	FRENKEL D	o	o	o	o
1	SHKOLINA S	-	o	o	o
1	VLAŠIĆ B	-	-	o	o
5	ILJUSTSENKO Anna	o	o	o	xo
5	LUNDMARK B	o	o	o	xo
7	KUFAAS S	o	o	xxo	o
8	JUNGMARK E	-	xo	o	xo
9	LAMERA R	o	xo	o	xxx
10	VUKOVIC M	xo	o	xo	xxx
11	VENEVA-MATEEVA V	-	o	xxx	xxx
11	ZARCAN G	o	o	xxx	xxx
13	DESMET H	o	xo	xxx	xxx

**High Jump Women
Qualification Group B**


30 JUL 2010 / 10:05

Rank	Name	Nat	Date of Birth	Order	Result
1	FRIEDRICH Ariane	GER	10 JAN 1984	10	1.92 Q
2	STERYIOU Adonia	GRE	7 JUL 1985	12	1.92 Q SB
2	STYOPINA Viktoriya	UKR	21 FEB 1976	11	1.92 Q
4	GREEN Emma	SWE	8 DEC 1984	8	1.92 Q
5	AYHAN Burcu	TUR	3 MAY 1990	6	1.92 Q PB
6	HELLEBAUT Tia	BEL	16 FEB 1978	1	1.92 Q
7	DI MARTINO Antonietta	ITA	1 JUN 1978	13	1.90
7	GORDEYEVA Irina	RUS	9 OCT 1986	7	1.90
9	RYAN Deirdre	IRL	1 JUN 1982	4	1.90 SB
10	PALSYTE Airine	LTU	13 JUL 1992	2	1.90
11	ANGELSEN Tonje	NOR	17 JAN 1990	3	1.87
12	SIMIC Ana	CRO	5 MAY 1990	5	1.83
13	FOREMAN Ma'ayan	ISR	9 NOV 1986	9	1.78

1	FRIEDRICH A	-	-	-	o
2	STERYIOU A	o	o	o	xxo
2	STYOPINA V	-	xo	o	xo
4	GREEN E	-	-	o	-
5	AYHAN B	o	o	xo	xxo
6	HELLEBAUT T	-	o	o	xo
7	di MARTINO A	o	o	o	o
7	GORDEEVA I	-	o	o	o
9	RYAN D	o	o	xxo	o
10	PALSYTE A	o	xxo	xo	xxo
11	ANGELSEN T	o	o	xo	xxx
12	SIMIC A	o	o	xxx	xxx
13	FUREMAN M	o	xxx	xxx	xxx

Qualified: qualifying perf. 1.92 (Q) or 12 best performers (q) to the advance to the Final

INTERNET Service: www.european-athletics.org

Timing, Measurement & Data Service by  OMEGA

printed at FRI 30 JUL 2010 22:11

Page 22 of 32

Results Day 4

**Pole Vault Women
Final**

30 JUL 2010 / 18:30

Rank	Name	Nat	Date of Birth	Order	Result	
1	FEOFANOVA Svetlana	RUS	16 JUL 1980	2	4.75	EL
2	SPIEGELBURG Silke	GER	17 MAR 1986	4	4.65	
3	RYZIH Lisa	GER	27 SEP 1988	6	4.65	PB
4	SHVEDOVA Anastasiya	BLR	3 MAY 1979	12	4.65	NR
5	PTÁČNÍKOVÁ Jirina	CZE	20 MAY 1986	11	4.65	
6	DENNISON Kate	GBR	7 MAY 1984	8	4.55	=SB
7	GOLUBCHIKOVA Yuliya	RUS	27 MAR 1983	9	4.55	
8	LARSÅSEN Cathrine	NOR	5 DEC 1986	1	4.35	NR
9	NIKKANEN Minna	FIN	9 APR 1988	5	4.35	
10	SUTEJ Tina	SLO	7 NOV 1988	7	4.35	
11	HINGST Carolin	GER	18 SEP 1980	10	4.35	
	SCHMID Anna Katharina	SUI	2 DEC 1989	3	NM	

	4.15	4.25	4.35	4.45	4.55	4.65	4.70	4.75
1	-	-	-	o	-	o	xo	o
2	-	-	-	o	o	o	xx-	x
3	-	-	xo	-	xxo	o	xx-	x
4	-	o	xo	xo	o	xo	xxx	
5	-	o	o	o	o	xxo	xxx	
6	-	o	o	o	xo	xxx		
7	-	o	-	xo	xo	xxx		
8	o	xo	o	xxx				
9	o	xo	xo	xxx				
10	xxo	xo	xo	xxx				
11	-	-	xxo	xxx				
	xxx							

**Hammer Women
Final**

30 JUL 2010 / 20:20

Rank	Name	Nat	Date of Birth	Order	Result	
1	HEIDLER Betty	GER	14 OCT 1983	6	76.38	SB
2	LYSENKO Tatyana	RUS	9 OCT 1983	3	75.65	
3	WLODARCZYK Anita	POL	8 AUG 1985	7	73.56	
4	PERIE Bianca	ROU	1 JUN 1990	10	71.62	
5	MARGHIEVA Zalina	MDA	5 FEB 1988	12	70.83	
6	MARGHIEVA Marina	MDA	28 JUN 1986	4	70.77	
7	SALIS Silvia	ITA	17 SEP 1985	5	68.85	
8	KORPELA Merja	FIN	15 MAY 1981	2	68.21	
9	CASTELLS Berta	ESP	24 JAN 1984	11	68.20	
10	ZOLOTUHINA Nataliya	UKR	4 JAN 1985	1	67.53	
11	ANDERSSON Tracey	SWE	5 DEC 1984	9	65.13	
12	ORBÁN Éva	HUN	29 NOV 1984	8	64.99	

	1	2	3	4	5	6
1	69.68	75.92	x	72.58	76.38	72.27
2	74.63	71.53	73.16	75.65	74.89	x
3	73.05	73.34	x	72.65	70.58	73.56
4	69.92	71.62	70.01	70.01	x	x
5	69.43	70.83	68.11	x	69.04	68.59
6	x	67.02	70.77	63.82	x	66.93
7	66.98	68.85	x	x	68.35	67.51
8	68.21	67.15	66.20	x	x	63.96
9	68.20	66.07	x			
10	x	67.53	66.99			
11	x	65.13	x			
12	x	64.99	30.58			

INTERNET Service: www.european-athletics.org

Timing, Measurement & Data Service by  OMEGA


printed at FRI 30 JUL 2010 22:11

Page 23 of 32

Results Day 4
**Heptathlon
Final**
30 JUL 2010

Rank	Name	Nat	Date of Birth	Order	total
1	ENNIS Jessica	GBR	28 JAN 1986	5	4080
2	DOBRYNSKA Nataliya	UKR	29 MAY 1982	22	3970
3	OESER Jennifer	GER	29 NOV 1983	19	3841
4	CHERNOVA Tatiana	RUS	29 JAN 1988	23	3781
5	TYMINSKA Karolina	POL	4 OCT 1984	20	3749
6	MELNYCHENKO Hanna	UKR	24 APR 1983	6	3703
7	YOSYPENKO Lyudmyla	UKR	24 SEP 1984	13	3688
8	SCHWERDTNER Maren	GER	3 OCT 1985	2	3644
9	AERTS Sara	BEL	25 JAN 1984	10	3629
10	NANA DJIMOU IDA Antoinette	FRA	2 AUG 1985	16	3594
11	SAMUELSSON Jessica	SWE	14 MAR 1985	14	3585
12	RATH Claudia	GER	25 APR 1986	11	3579
13	KLUCINOVÁ Eliška	CZE	14 APR 1988	7	3574
14	GONCHAROVA Marina	RUS	26 APR 1986	1	3556
15	PANTELEYEVA Yana	RUS	16 JUN 1988	18	3556
16	MAKSIMAVA Yana	BLR	9 JAN 1989	21	3468
17	CACHOVÁ Katerina	CZE	26 FEB 1990	9	3446
18	IFADÍDOU Sofia	GRE	5 JAN 1985	25	3437
19	STRATÁKI Arýiró	GRE	3 AUG 1975	4	3430
20	MARCUSSEN Ida	NOR	1 NOV 1987	15	3385
21	ZÜBLIN Linda	SUI	21 MAR 1986	17	3361
22	SADEIKO Grit	EST	29 JUL 1989	8	3337
23	HERNANDO Bárbara	ESP	12 AUG 1988	24	3316
	KEIZER Jolanda	NED	5 APR 1985	26	DNF
	THORSTEINSDÓTTIR Helga Margrét	ISL	15 NOV 1991	3	DNF
	CASADEI Nadja	SWE	3 APR 1983	12	DNF

 INTERNET Service: www.european-athletics.org

 Timing, Measurement & Data Service by  **OMEGA**

printed at FRI 30 JUL 2010 22:11

Page 24 of 32

Results Day 4

Heptathlon
200m Women - Heptathlon
30 JUL 2010 / 20:55


Rank	Name	Nat	Date of Birth	Lane	Result	Points
1	ENNIS Jessica	GBR	28 JAN 1986	3	23.21	1058 SB
2	TYMINSKA Karolina	POL	4 OCT 1984	6	23.77	1003 SB
3	OESER Jennifer	GER	29 NOV 1983	8	24.07	974 PB
4	CHERNOVA Tatiana	RUS	29 JAN 1988	9	24.15	966 SB
5	DOBRYNSKA Nataliya	UKR	29 MAY 1982	7	24.23	959 PB
6	SCHWERDTNER Maren	GER	3 OCT 1985	6	24.37	945 SB
7	SAMUELSSON Jessica	SWE	14 MAR 1985	7	24.53	930
8	RATH Claudia	GER	25 APR 1986	4	24.55	929
9	AERTS Sara	BEL	25 JAN 1984	5	24.62	922
10	YOSYPENKO Lyudmyla	UKR	24 SEP 1984	1	24.63	921 SB
11	CACHOVÁ Katerina	CZE	26 FEB 1990	5	24.76	909 PB
12	MELNYCHENKO Hanna	UKR	24 APR 1983	2	24.83	902
13	NANA DJIMOU IDA Antoinette	FRA	2 AUG 1985	3	24.97	890
14	SADEIKO Grit	EST	29 JUL 1989	1	24.99	888
15	ZÜBLIN Linda	SUI	21 MAR 1986	7	25.06	881
16	KLUCINOVÁ Eliška	CZE	14 APR 1988	4	25.09	879
17	MARCUSSEN Ida	NOR	1 NOV 1987	8	25.20	869 SB
18	PANTELEYEVA Yana	RUS	16 JUN 1988	3	25.34	856 SB
19	STRATÁKI Arýiró	GRE	3 AUG 1975	2	25.43	848
20	IFADÍDOU Sofía	GRE	5 JAN 1985	1	25.58	834
21	GONCHAROVA Marina	RUS	26 APR 1986	9	25.61	832
22	HERNANDO Bárbara	ESP	12 AUG 1988	2	25.98	799 =SB
23	MAKSIMAVA Yana	BLR	9 JAN 1989	4	26.03	795
	CASADEI Nadja	SWE	3 APR 1983	6	DNS	
	KEIZER Jolanda	NED	5 APR 1985	8	DNS	
	THORSTEINSDÓTTIR Helga Margrét	ISL	15 NOV 1991	5	DNS	

Heptathlon
200m Women - Heptathlon Heat 1 (3)
30 JUL 2010 / 20:55

Wind: -0.3 m/s

Rank	Name	Nat	Date of Birth	Lane	Reaction time	Result	Points
1	SAMUELSSON Jessica	SWE	14 MAR 1985	7	0.209	24.53	930
2	SADEIKO Grit	EST	29 JUL 1989	1	0.170	24.99	888
3	PANTELEYEVA Yana	RUS	16 JUN 1988	3	0.166	25.34	856 SB
4	HERNANDO Bárbara	ESP	12 AUG 1988	2	0.263	25.98	799 =SB
5	MAKSIMAVA Yana	BLR	9 JAN 1989	4	0.211	26.03	795
	CASADEI Nadja	SWE	3 APR 1983	6		DNS	
	KEIZER Jolanda	NED	5 APR 1985	8		DNS	
	THORSTEINSDÓTTIR Helga Margrét	ISL	15 NOV 1991	5		DNS	

 INTERNET Service: www.european-athletics.org

 Timing, Measurement & Data Service by 

printed at FRI 30 JUL 2010 22:11

Page 25 of 32

Results Day 4
Heptathlon
200m Women - Heptathlon Heat 2 (3)
30 JUL 2010 / 21:02

Wind: -0.2 m/s


Rank	Name	Nat	Date of Birth	Lane	Reaction time	Result	Points
1	DOBRYNSKA Nataliya	UKR	29 MAY 1982	7	0.221	24.23	959 PB
2	SCHWERDTNER Maren	GER	3 OCT 1985	6	0.159	24.37	945 SB
3	CACHOVÁ Katerina	CZE	26 FEB 1990	5	0.222	24.76	909 PB
4	NANA DJIMOU IDA Antoinette	FRA	2 AUG 1985	3	0.169	24.97	890
5	KLUCINOVÁ Eliska	CZE	14 APR 1988	4	0.211	25.09	879
6	MARCUSSEN Ida	NOR	1 NOV 1987	8		25.20	869 SB
7	STRATÁKI Arjiró	GRE	3 AUG 1975	2	0.213	25.43	848
8	IFADÍDOU Sofía	GRE	5 JAN 1985	1	0.176	25.58	834
9	GONCHAROVA Marina	RUS	26 APR 1986	9	0.164	25.61	832

Heptathlon
200m Women - Heptathlon Heat 3 (3)
30 JUL 2010 / 21:09

Wind: -0.3 m/s

Rank	Name	Nat	Date of Birth	Lane	Reaction time	Result	Points
1	ENNIS Jessica	GBR	28 JAN 1986	3	0.194	23.21	1058 SB
2	TYMINSKA Karolina	POL	4 OCT 1984	6	0.211	23.77	1003 SB
3	OESER Jennifer	GER	29 NOV 1983	8	0.208	24.07	974 PB
4	CHERNOVA Tatiana	RUS	29 JAN 1988	9	0.176	24.15	966 SB
5	RATH Claudia	GER	25 APR 1986	4	0.238	24.55	929
6	AERTS Sara	BEL	25 JAN 1984	5	0.215	24.62	922
7	YOSYPENKO Lyudmyla	UKR	24 SEP 1984	1	0.204	24.63	921 SB
8	MELNYCHENKO Hanna	UKR	24 APR 1983	2	0.155	24.83	902
9	ZÜBLIN Linda	SUI	21 MAR 1986	7	0.221	25.06	881

 INTERNET Service: www.european-athletics.org

 Timing, Measurement & Data Service by  **OMEGA**

printed at FRI 30 JUL 2010 22:11

Page 26 of 32

Results Day 4
Heptathlon
100m Hurdles Women - Heptathlon
30 JUL 2010 / 11:00


Rank	Name	Nat	Date of Birth	Lane	Result	Points
1	ENNIS Jessica	GBR	28 JAN 1986	4	12.95	1132
2	OESER Jennifer	GER	29 NOV 1983	6	13.37	1069 PB
3	AERTS Sara	BEL	25 JAN 1984	3	13.38	1068
4	NANA DJIMOU IDA Antoinette	FRA	2 AUG 1985	1	13.40	1065 PB
5	TYMINSKA Karolina	POL	4 OCT 1984	3	13.54	1044 PB
6	DOBRYNSKA Nataliya	UKR	29 MAY 1982	4	13.59	1037 SB
7	IFADÍDOU Sofia	GRE	5 JAN 1985	4	13.60	1036 SB
8	SCHWERDTNER Maren	GER	3 OCT 1985	9	13.63	1031
9	HERNANDO Bárbara	ESP	12 AUG 1988	5	13.69	1023 PB
10	CHERNOVA Tatiana	RUS	29 JAN 1988	5	13.73	1017
11	MELNYCHENKO Hanna	UKR	24 APR 1983	8	13.84	1001
11	SADEIKO Grit	EST	29 JUL 1989	2	13.84	1001 SB
13	ZÜBLIN Linda	SUI	21 MAR 1986	7	13.92	990
14	YOSYPENKO Lyudmyla	UKR	24 SEP 1984	6	13.94	987
15	CACHOVÁ Katerina	CZE	26 FEB 1990	2	13.96	984
15	RATH Claudia	GER	25 APR 1986	8	13.96	984 PB
17	STRATÁKI Arjiró	GRE	3 AUG 1975	1	14.03	974
18	GONCHAROVA Marina	RUS	26 APR 1986	9	14.04	973
19	SAMUELSSON Jessica	SWE	14 MAR 1985	7	14.28	939
20	PANTELEYEVA Yana	RUS	16 JUN 1988	7	14.29	938
21	MAKSIMAVA Yana	BLR	9 JAN 1989	2	14.40	923 SB
22	KLUCINOVÁ Eliska	CZE	14 APR 1988	5	14.42	920
23	CASADEI Nadja	SWE	3 APR 1983	6	14.43	918
24	MARCUSSEN Ida	NOR	1 NOV 1987	1	14.56	901 SB
25	THORSTEINSDÓTTIR Helga Margrét	ISL	15 NOV 1991	3	14.95	848
	KEIZER Jolanda	NED	5 APR 1985	8	DQ	0 R 168.7

Heptathlon
100m Hurdles Women - Heptathlon Heat 1 (3) 30 JUL 2010 / 11:00

Wind: -1.6 m/s

Rank	Name	Nat	Date of Birth	Lane	Reaction time	Result	Points
1	DOBRYNSKA Nataliya	UKR	29 MAY 1982	4	0.206	13.59	1037 SB
2	SAMUELSSON Jessica	SWE	14 MAR 1985	7	0.187	14.28	939
3	MAKSIMAVA Yana	BLR	9 JAN 1989	2	0.176	14.40	923 SB
4	KLUCINOVÁ Eliska	CZE	14 APR 1988	5	0.195	14.42	920
5	CASADEI Nadja	SWE	3 APR 1983	6	0.197	14.43	918
6	MARCUSSEN Ida	NOR	1 NOV 1987	1	0.181	14.56	901 SB
7	THORSTEINSDÓTTIR Helga Margrét	ISL	15 NOV 1991	3	0.185	14.95	848
	KEIZER Jolanda	NED	5 APR 1985	8	0.410	DQ	0 R 168.7

 INTERNET Service: www.european-athletics.org

 Timing, Measurement & Data Service by  OMEGA

printed at FRI 30 JUL 2010 22:11

Page 27 of 32

Results Day 4

Heptathlon

100m Hurdles Women - Heptathlon Heat 2 (3) 30 JUL 2010 / 11:08

Wind: +0.2 m/s

Rank	Name	Nat	Date of Birth	Lane	Reaction time	Result	Points
1	TYMINSKA Karolina	POL	4 OCT 1984	3	0.185	13.54	1044 PB
2	IFADÍDOU Sofía	GRE	5 JAN 1985	4	0.181	13.60	1036 SB
3	HERNANDO Bárbara	ESP	12 AUG 1988	5	0.204	13.69	1023 PB
4	SADEIKO Grit	EST	29 JUL 1989	2	0.169	13.84	1001 SB
5	YOSYPENKO Lyudmyla	UKR	24 SEP 1984	6	0.196	13.94	987
6	RATH Claudia	GER	25 APR 1986	8	0.195	13.96	984 PB
7	STRATÁKI Arjiró	GRE	3 AUG 1975	1	0.196	14.03	974
8	GONCHAROVA Marina	RUS	26 APR 1986	9	0.167	14.04	973
9	PANTELEYEVA Yana	RUS	16 JUN 1988	7	0.162	14.29	938

Heptathlon

100m Hurdles Women - Heptathlon Heat 3 (3) 30 JUL 2010 / 11:16

Wind: -1.0 m/s

Rank	Name	Nat	Date of Birth	Lane	Reaction time	Fn	Result	Points
1	ENNIS Jessica	GBR	28 JAN 1986	4	0.194		12.95	1132
2	OESER Jennifer	GER	29 NOV 1983	6	0.197		13.37	1069 PB
3	AERTS Sara	BEL	25 JAN 1984	3	0.171		13.38	1068
4	NANA DJIMOU IDA Antoinette	FRA	2 AUG 1985	1	0.185		13.40	1065 PB
5	SCHWERDTNER Maren	GER	3 OCT 1985	9	0.224		13.63	1031
6	CHERNOVA Tatiana	RUS	29 JAN 1988	5	0.180	F1	13.73	1017
7	MELNYCHENKO Hanna	UKR	24 APR 1983	8	0.160		13.84	1001
8	ZÜBLIN Linda	SUI	21 MAR 1986	7	0.222	F1	13.92	990
9	CACHOVÁ Katerina	CZE	26 FEB 1990	2	0.221		13.96	984

Results Day 4

Heptathlon
High Jump Women - Heptathlon
30 JUL 2010 / 12:05

Rank	Name	Nat	Date of Birth	Order	Result	Points
1	ENNIS Jessica	GBR	28 JAN 1986	4	1.89	1093
2	YOSYPENKO Lyudmyla	UKR	24 SEP 1984	9	1.86	1054 SB
3	MELNYCHENKO Hanna	UKR	24 APR 1983	7	1.86	1054 =PB
4	DOBRYNSKA Nataliya	UKR	29 MAY 1982	12	1.86	1054 =PB
5	MAKSIMAVA Yana	BLR	9 JAN 1989	3	1.83	1016
6	OESER Jennifer	GER	29 NOV 1983	2	1.83	1016 SB
7	CHERNOVA Tatiana	RUS	29 JAN 1988	10	1.83	1016 SB
8	GONCHAROVA Marina	RUS	26 APR 1986	11	1.83	1016 PB
9	KLUCINOVA Eliska	CZE	14 APR 1988	5	1.80	978
9	PANTELEYEVA Yana	RUS	16 JUN 1988	6	1.80	978 PB
11	RATH Claudia	GER	25 APR 1986	13	1.80	978 SB
12	CACHOVÁ Katerina	CZE	26 FEB 1990	1	1.77	941
13	AERTS Sara	BEL	25 JAN 1984	4	1.74	903 SB
13	MARCUSSEN Ida	NOR	1 NOV 1987	8	1.74	903
15	SAMUELSSON Jessica	SWE	14 MAR 1985	3	1.74	903 SB
15	SCHWERDTNER Maren	GER	3 OCT 1985	13	1.74	903 SB
15	TYMINSKA Karolina	POL	4 OCT 1984	11	1.74	903 SB
18	KEIZER Jolanda	NED	5 APR 1985	8	1.74	903 =SB
19	IFADIDOU Sofia	GRE	5 JAN 1985	7	1.71	867 PB
19	SADEIKO Grit	EST	29 JUL 1989	1	1.71	867 =PB
21	NANA DJIMOU IDA Antoinette	FRA	2 AUG 1985	2	1.71	867
21	STRATÁKI Arjiró	GRE	3 AUG 1975	6	1.71	867
23	HERNANDO Bárbara	ESP	12 AUG 1988	12	1.68	830 PB
24	THORSTEINSDÓTTIR Helga Margrét	ISL	15 NOV 1991	5	1.65	795
25	ZÜBLIN Linda	SUI	21 MAR 1986	9	1.62	759 SB
	CASADEI Nadja	SWE	3 APR 1983	10	DNS	

		1.53	1.56	1.59	1.62	1.65	1.68	1.71	1.74	1.77	1.80	1.83	1.86	1.89	1.92
1	ENNIS J	-	-	-	-	-	-	-	o	-	o	o	o	o	xxx
2	YOSYPENKO L	-	-	-	o	-	-	o	o	o	o	o	o	o	xxx
3	MELNYCHENKO H	-	-	-	-	-	-	o	o	o	xo	xxo	xo	xxx	
4	DOBRYNSKA N	-	-	-	-	-	o	o	o	o	o	o	xxo	xxx	
5	MAKSIMAVA Y	-	-	-	-	-	-	-	o	o	o	o	xxx		
6	OESER J	-	-	-	-	-	-	o	o	o	o	xo	xxx		
7	CHERNOVA T	-	-	-	-	o	o	o	o	o	o	xxo	xxx		
8	GONCHAROVA M	-	-	-	-	o	o	o	o	o	xxo	xxo	xxx		
9	KLUCINOVA E	-	-	-	-	o	o	o	o	xxo	o	xxx			
9	PANTELEYEVA Y	-	-	-	-	-	o	o	o	xxo	o	xxx			
11	RATH C	-	-	-	-	-	o	o	o	o	xo	xxx			
12	CACHOVÁ K	-	-	-	-	o	o	o	o	xo	xxx				
13	AERTS S	-	-	-	o	o	o	xo	o						
13	MARCUSSEN I	-	-	-	o	o	o	xo	o	xxx					
15	SAMUELSSON J	-	-	-	-	o	o	o	o	xxo	xxx				
15	SCHWERDTNER M	-	-	-	-	o	o	o	o	xxo	xxx				
15	TYMINSKA K	-	-	-	o	o	o	o	o	xxo	xxx				
18	KEIZER J	-	-	-	-	-	xxo	o	xo	xxx					
19	IFADIDOU S	-	o	o	o	o	xo	o	xxx						
19	SADEIKO G	-	o	o	o	o	xo	o	xxx						
21	NANA DJIMOU IDA A	-	-	-	o	xo	o	xo	xxx						
21	STRATÁKI A	-	-	-	xo	o	o	xo	xxx						
23	HERNANDO B	o	o	xo	o	o	xxo	xxx							
24	THORSTEINSDÓTTIR H	-	o	o	o	o	xxx								
25	ZÜBLIN L	-	xo	xxo	xo	xxx									
	CASADEI N	-													

INTERNET Service: www.european-athletics.org
Timing, Measurement & Data Service by  OMEGA

printed at FRI 30 JUL 2010 22:11

Page 29 of 32

Results Day 4
Heptathlon
High Jump Women - Heptathlon Group A 30 JUL 2010 / 12:05

Rank	Name	Nat	Date of Birth	Order	Result	Points
1	AERTS Sara	BEL	25 JAN 1984	4	1.74	903 SB
2	SAMUELSSON Jessica	SWE	14 MAR 1985	3	1.74	903 SB
2	SCHWERDTNER Maren	GER	3 OCT 1985	13	1.74	903 SB
2	TYMINSKA Karolina	POL	4 OCT 1984	11	1.74	903 SB
5	KEIZER Jolanda	NED	5 APR 1985	8	1.74	903 =SB
6	IFADÍDOU Sofia	GRE	5 JAN 1985	7	1.71	867 PB
6	SADEIKO Grit	EST	29 JUL 1989	1	1.71	867 =PB
8	NANA DJIMOU IDA Antoinette	FRA	2 AUG 1985	2	1.71	867
8	STRATÁKI Aryiró	GRE	3 AUG 1975	6	1.71	867
10	HERNANDO Bárbara	ESP	12 AUG 1988	12	1.68	830 PB
11	THORSTEINSDÓTTIR Helga Margrét	ISL	15 NOV 1991	5	1.65	795
12	ZÜBLIN Linda	SUI	21 MAR 1986	9	1.62	759 SB
	CASADEI Nadja	SWE	3 APR 1983	10	DNS	

		1.53	1.56	1.59	1.62	1.65	1.68	1.71	1.74	1.77
1	AERTS S	-	-	-	0	0	0	xo	0	
2	SAMUELSSON J	-	-	-	-	0	0	0	xo	xxx
2	SCHWERDTNER M	-	-	-	-	0	0	0	xo	xxx
2	TYMINSKA K	-	-	-	0	0	0	0	xo	xxx
5	KEIZER J	-	-	-	-	-	xxo	0	xo	xxx
6	IFADÍDOU S	-	0	0	0	0	xo	0	xxx	
6	SADEIKO G	-	0	0	0	0	xo	0	xxx	
8	NANA DJIMOU IDA A	-	-	-	0	xo	0	xo	xxx	
8	STRATÁKI A	-	-	-	xo	0	0	xo	xxx	
10	HERNANDO B	0	0	xo	0	0	xxo	xxx		
11	THORSTEINSDÓTTIR H	-	0	0	0	0	xxx			
12	ZÜBLIN L	-	xo	xxo	xo	xxx				
	CASADEI N	-	-	-	-	-	-	-	-	-

Heptathlon
High Jump Women - Heptathlon Group B 30 JUL 2010 / 12:05

Rank	Name	Nat	Date of Birth	Order	Result	Points
1	ENNIS Jessica	GBR	28 JAN 1986	4	1.89	1093
2	YOSYPENKO Lyudmyla	UKR	24 SEP 1984	9	1.86	1054 SB
3	MELNYCHENKO Hanna	UKR	24 APR 1983	7	1.86	1054 =PB
4	DOBRYNSKA Nataliya	UKR	29 MAY 1982	12	1.86	1054 =PB
5	MAKSIMAVA Yana	BLR	9 JAN 1989	3	1.83	1016
6	OESER Jennifer	GER	29 NOV 1983	2	1.83	1016 SB
7	CHERNOVA Tatiana	RUS	29 JAN 1988	10	1.83	1016 SB
8	GONCHAROVA Marina	RUS	26 APR 1986	11	1.83	1016 PB
9	KLUCINOVÁ Eliska	CZE	14 APR 1988	5	1.80	978
9	PANTELEYEVA Yana	RUS	16 JUN 1988	6	1.80	978 PB
11	RATH Claudia	GER	25 APR 1986	13	1.80	978 SB
12	CACHOVÁ Katerina	CZE	26 FEB 1990	1	1.77	941
13	MARCUSSEN Ida	NOR	1 NOV 1987	8	1.74	903

		1.53	1.56	1.59	1.62	1.65	1.68	1.71	1.74	1.77	1.80	1.83	1.86	1.89	1.92
1	ENNIS J	-	-	-	-	-	-	-	0	0	0	0	0	0	xxx
2	YOSYPENKO L	-	-	-	0	-	0	0	0	0	0	0	xo	xxx	
3	MELNYCHENKO H	-	-	-	-	-	0	0	0	0	xo	xxo	xo	xxx	
4	DOBRYNSKA N	-	-	-	-	0	0	0	0	0	0	0	xxo	xxx	
5	MAKSIMAVA Y	-	-	-	-	-	-	0	0	0	0	0	xxx		
6	OESER J	-	-	-	-	-	0	0	0	0	0	xo	xxx		
7	CHERNOVA T	-	-	-	0	0	0	0	0	0	0	xxo	xxx		
8	GONCHAROVA M	-	-	-	0	0	0	0	0	0	xxo	xxo	xxx		
9	KLUCINOVÁ E	-	-	-	-	0	0	0	0	xxo	0	xxx			
9	PANTELEYEVA Y	-	-	-	-	0	0	0	0	xxo	0	xxx			
11	RATH C	-	-	-	-	0	0	0	0	0	xo	xxx			
12	CACHOVÁ K	-	-	-	0	0	0	0	0	xo	xxx				
13	MARCUSSEN I	-	-	-	0	0	0	xo	0	xxx					

INTERNET Service: www.european-athletics.org
Timing, Measurement & Data Service by  OMEGA

printed at FRI 30 JUL 2010 22:11

Page 30 of 32


Results Day 4

Heptathlon
Shot Put Women - Heptathlon 30 JUL 2010 / 18:45

Rank	Name	Nat	Date of Birth	Order	Result	Points
1	DOBRYNSKA Nataliya	UKR	29 MAY 1982	11	15.88	920 SB
2	KEIZER Jolanda	NED	5 APR 1985	5	14.97	859
3	SAMUELSSON Jessica	SWE	14 MAR 1985	9	14.29	813
4	TYMINSKA Karolina	POL	4 OCT 1984	3	14.08	799
5	KLUCINOVÁ Eliška	CZE	14 APR 1988	7	14.05	797
6	ENNIS Jessica	GBR	28 JAN 1986	12	14.05	797
7	PANTELEYEVA Yana	RUS	16 JUN 1988	2	13.85	784
8	CHERNOVA Tatiana	RUS	29 JAN 1988	4	13.82	782 PB
9	OESER Jennifer	GER	29 NOV 1983	8	13.82	782 SB
10	NANA DJIMOU IDA Antoinette	FRA	2 AUG 1985	10	13.67	772
11	SCHWERDTNER Maren	GER	3 OCT 1985	1	13.56	765
12	MELNYCHENKO Hanna	UKR	24 APR 1983	5	13.28	746 SB
13	STRATÁKI Arýrío	GRE	3 AUG 1975	6	13.20	741
14	AERTS Sara	BEL	25 JAN 1984	8	13.13	736
15	GONCHAROVA Marina	RUS	26 APR 1986	4	13.12	735
16	MAKSIMAVA Yana	BLR	9 JAN 1989	13	13.10	734
17	ZÜBLIN Linda	SUI	21 MAR 1986	11	13.05	731
18	YOSYPENKO Lyudmyla	UKR	24 SEP 1984	9	12.98	726
19	MARCUSSEN Ida	NOR	1 NOV 1987	1	12.77	712
20	THORSTEINSDÓTTIR Helga Margrét	ISL	15 NOV 1991	2	12.74	710
21	IFADÍDOU Sofia	GRE	5 JAN 1985	7	12.59	700
22	RATH Claudia	GER	25 APR 1986	6	12.41	688 PB
23	HERNANDO Bárbara	ESP	12 AUG 1988	3	12.05	664 PB
24	CACHOVÁ Katerina	CZE	26 FEB 1990	13	11.25	612 SB
25	SADEIKO Grit	EST	29 JUL 1989	12	10.78	581
	CASADEI Nadja	SWE	3 APR 1983	10	DNS	

	1	2	3	
1	DOBRYNSKA N	15.88	15.01	15.48
2	KEIZER J	13.71	14.93	14.97
3	SAMUELSSON J	13.88	14.29	14.20
4	TYMINSKA K	13.57	14.08	x
5	KLUCINOVÁ E	14.05	13.10	14.01
6	ENNIS J	13.49	13.11	14.05
7	PANTELEYEVA Y	13.78	13.85	13.59
8	CHERNOVA T	13.47	13.82	13.35
9	OESER J	13.31	12.71	13.82
10	NANA DJIMOU IDA A	12.99	13.67	13.39
11	SCHWERDTNER M	13.56	x	x
12	MELNYCHENKO H	12.89	13.28	12.98
13	STRATÁKI A	13.20	13.18	x
14	AERTS S	12.79	12.83	13.13
15	GONCHAROVA M	13.09	13.12	13.00
16	MAKSIMAVA Y	13.10	12.99	x
17	ZÜBLIN L	12.63	13.05	12.35
18	YOSYPENKO L	x	12.08	12.98
19	MARCUSSEN I	x	12.45	12.77
20	THORSTEINSDÓTTIR H	12.44	12.74	x
21	IFADÍDOU S	12.25	12.08	12.59
22	RATH C	12.41	12.12	12.18
23	HERNANDO B	12.05	11.50	x
24	CACHOVÁ K	10.61	11.25	11.07
25	SADEIKO G	10.38	10.78	10.35
	CASADEI N			

INTERNET Service: www.european-athletics.org

Timing, Measurement & Data Service by  OMEGA

printed at FRI 30 JUL 2010 22:11

Page 31 of 32

Results Day 4
Heptathlon
Shot Put Women - Heptathlon Group A 30 JUL 2010 / 18:45

Rank	Name	Nat	Date of Birth	Order	Result	Points
1	MELNYCHENKO Hanna	UKR	24 APR 1983	5	13.28	746 SB
2	AERTS Sara	BEL	25 JAN 1984	8	13.13	736
3	GONCHAROVA Marina	RUS	26 APR 1986	4	13.12	735
4	ZÜBLIN Linda	SUI	21 MAR 1986	11	13.05	731
5	YOSYPENKO Lyudmyla	UKR	24 SEP 1984	9	12.98	726
6	MARCUSSEN Ida	NOR	1 NOV 1987	1	12.77	712
7	THORSTEINSDÓTTIR Helga Margrét	ISL	15 NOV 1991	2	12.74	710
8	IFADÍDOU Sofia	GRE	5 JAN 1985	7	12.59	700
9	RATH Claudia	GER	25 APR 1986	6	12.41	688 PB
10	HERNANDO Bárbara	ESP	12 AUG 1988	3	12.05	664 PB
11	CACHOVÁ Katerina	CZE	26 FEB 1990	13	11.25	612 SB
12	SADEIKO Grit	EST	29 JUL 1989	12	10.78	581
	CASADEI Nadja	SWE	3 APR 1983	10	DNS	

	1	2	3	
1	MELNYCHENKO H	12.89	13.28	12.98
2	AERTS S	12.79	12.83	13.13
3	GONCHAROVA M	13.09	13.12	13.00
4	ZÜBLIN L	12.63	13.05	12.35
5	YOSYPENKO L	x	12.08	12.98
6	MARCUSSEN I	x	12.45	12.77
7	THORSTEINSDÓTTIR H	12.44	12.74	x
8	IFADÍDOU S	12.25	12.08	12.59
9	RATH C	12.41	12.12	12.18
10	HERNANDO B	12.05	11.50	x
11	CACHOVÁ K	10.61	11.25	11.07
12	SADEIKO G	10.38	10.78	10.35
	CASADEI N			

Heptathlon
Shot Put Women - Heptathlon Group B 30 JUL 2010 / 18:45

Rank	Name	Nat	Date of Birth	Order	Result	Points
1	DOBRYNSKA Nataliya	UKR	29 MAY 1982	11	15.88	920 SB
2	KEIZER Jolanda	NED	5 APR 1985	5	14.97	859
3	SAMUELSSON Jessica	SWE	14 MAR 1985	9	14.29	813
4	TYMINSKA Karolina	POL	4 OCT 1984	3	14.08	799
5	KLUCINOVÁ Eliska	CZE	14 APR 1988	7	14.05	797
6	ENNIS Jessica	GBR	28 JAN 1986	12	14.05	797
7	PANTELEYEVA Yana	RUS	16 JUN 1988	2	13.85	784
8	CHERNOVA Tatiana	RUS	29 JAN 1988	4	13.82	782 PB
9	OESER Jennifer	GER	29 NOV 1983	8	13.82	782 SB
10	NANA DJIMOU IDA Antoinette	FRA	2 AUG 1985	10	13.67	772
11	SCHWERDTNER Maren	GER	3 OCT 1985	1	13.56	765
12	STRATÁKI Arjiró	GRE	3 AUG 1975	6	13.20	741
13	MAKSIMAVA Yana	BLR	9 JAN 1989	13	13.10	734

	1	2	3	
1	DOBRYNSKA N	15.88	15.01	15.48
2	KEIZER J	13.71	14.93	14.97
3	SAMUELSSON J	13.88	14.29	14.20
4	TYMINSKA K	13.57	14.08	x
5	KLUCINOVÁ E	14.05	13.10	14.01
6	ENNIS J	13.49	13.11	14.05
7	PANTELEYEVA Y	13.78	13.85	13.59
8	CHERNOVA T	13.47	13.82	13.35
9	OESER J	13.31	12.71	13.82
10	NANA DJIMOU IDA A	12.99	13.67	13.39
11	SCHWERDTNER M	13.56	x	x
12	STRATÁKI A	13.20	13.18	x
13	MAKSIMAVA Y	13.10	12.99	x

INTERNET Service: www.european-athletics.org
Timing, Measurement & Data Service by  OMEGA

printed at FRI 30 JUL 2010 22:11

Page 32 of 32