




## Where is Waldo/Wally?

(Connu en France sous le nom « Où est Charlie ? »)



## Round 1 :

*Find Waldo !!!* (Trouve Charlie puis utilise le vocabulaire fourni ainsi que tes propres connaissances...)



### Vocabulary :

A picture: un tableau

A ghost: un fantôme

A dinosaur : un dinosaure

Stairs: escaliers

A skeleton : un squelette

A monster : un monstre

A castle : un château  
A torch : une torche  
A vampire : un vampire  
A witch : une sorcière  
A flag : un drapeau  
Strange : étrange  
Creature : créature  
An executioner : un bourreau  
A pirate : un pirate  
Black glasses : des lunettes noires  
Musical notes : des notes de musique

**Directions:**

It's on the left / right.

**C'est à gauche / droit.**

Turn left / right.

**Tournez à droit / à gauche.**

Continue / keep going

**Continuer**

Between

**Entre**

Near

**Près de**

Next to

**A côté de**

Opposite

**En face de**

At the end of

**A la fin de**

At / on the corner

**Au coin**

In front of

**Devant**

Behind

**Derrière**

## Round 2:

Waldo watchers, can you find the following words in this scramble of letters?

Words: Waldo- Great-Picture-Hunt-Odlaw-Whitebeard-Wenda-Woof



**Odlaw** is a character of the "Where's Waldo?" series. He is "mean, nasty, loathsome, and disgusting."



**Whitebeard (Barbe blanche)** is a wizard (un mage)




**Wenda** (to wend: se mettre en chemin)

**Wenda** is Waldo's girlfriend. The character is the "one who takes the pictures" according to the intro of The Wonder Book, but she always loses her camera.



**Woof** is Waldo's dog and good friend.


**T A e r g A G W L W**  
**Y E W A L D O P B H**  
**A W C F M L E V A I**  
**H D A J W U Y D L T**  
**L H R L H I N S A e**  
**K U Y B D E N K C B**  
**W N M L W O T W Y E**  
**N T P J D O L F Y A**  
**P I C T U R E I A R**  
**Y O W Z G W O O F D**



### Round 3:

CREATE YOUR OWN  
WHERE'S WALLY? SCENE

IT'S TIME TO GET FRIENDLY! EVERY WALLY  
SCENE NEEDS A GOOD SETTING - AT THE  
SEASIDE, IN A PARK OR EVEN ON THE MOON!  
START BY DRAWING THE SURROUNDINGS.  
THEN DRAW LOTS OF PEOPLE. MAKE SURE  
WALLY IS COLOURED IN AND WELL HIDDEN  
AMONGST THE CROWD! THEN GET YOUR  
FRIENDS TO SEE IF THEY CAN FIND HIM!



CREATE YOUR OWN WHERE'S WALLY? SCENE

Activity page 3

# Round 4 :

COLOUR IN WALLY!



WALKER BOOKS  
www.walker.co.uk  
© 2008 Martin Handberg