

## EUROPEAN LE MANS SERIES

### 4 HOURS OF IMOLA

#### Free Practice 1

#### Classification

Nr.	Team	Drivers	Car	Cl	Ty	Time	Lap	Total	Gap	Kph	
1	48	Murphy Prototypes	R. GONZALEZ / K. CHANDHOK / N. BERTHON	Oreca 03 - Nissan	LMP2	D	<b>1:36.337</b>	14	37	-	<b>183.4</b>
2	36	Signatech Alpine	P. CHATIN / N. PANCIATICI / O. WEBB	Alpine A450 - Nissan	LMP2	D	<b>1:36.693</b>	36	39	+0.356	<b>182.8</b>
3	38	Jota Sport	S. DOLAN / H. TINCINNELL / F. ALBUQUERQUE	Zytek Z11SN - Nissan	LMP2	D	<b>1:36.791</b>	34	38	+0.454	<b>182.6</b>
4	46	Thiriet by TDS Racing	P. THIRIET / L. BADEY / T. GOMMENDY	Morgan - Nissan	LMP2	D	<b>1:36.963</b>	33	38	+0.626	<b>182.3</b>
5	43	Newblood by Morand Racing	C. KLIEN / G. HIRSCH / R. BRANDELA	Morgan - Judd	LMP2	D	<b>1:37.565</b>	28	33	+1.228	<b>181.1</b>
6	29	Pegasus Racing	J. SCHELL / N. LEUTWILER / J. COLEMAN	Morgan - Nissan	LMP2	D	<b>1:37.638</b>	38	38	+1.301	<b>181.0</b>
7	34	Race Performance	M. FREY / F. MAILLEUX	Oreca 03 - Judd	LMP2	D	<b>1:37.790</b>	23	33	+1.453	<b>180.7</b>
8	24	Sebastien Loeb Racing	V. CAPILLAIRE / J. CHAROUZ	Oreca 03 - Nissan	LMP2	M	<b>1:38.346</b>	30	32	+2.009	<b>179.7</b>
9	41	Greaves Motorsport	T. KIMBER-SMITH / M. MCMURRY	Zytek Z11SN - Nissan	LMP2	D	<b>1:38.683</b>	7	34	+2.346	<b>179.1</b>
10	72	SMP Racing	A. BERTOLINI / V. SHAITAR / S. ZLOBIN	Ferrari F458 Italia	LMGTE	M	<b>1:41.649</b>	17	37	+5.312	<b>173.9</b>
11	80	Kessel Racing	M. BRONISZEWSKI / G. PICCINI	Ferrari F458 Italia	LMGTE	M	<b>1:42.035</b>	21	31	+5.698	<b>173.2</b>
12	56	AT Racing	A. TALKANITSA JR / A. TALKANITSA / P. KAFFER	Ferrari F458 Italia	LMGTE	M	<b>1:42.367</b>	25	40	+6.030	<b>172.6</b>
13	65	AF Corse	P. MANN / L. CASÉ / R. GIANMARIA	Ferrari F458 Italia	LMGTE	M	<b>1:42.539</b>	5	32	+6.202	<b>172.3</b>
14	54	AF Corse	P. PERAZZINI / M. CIOCI / M. LYONS	Ferrari F458 Italia	LMGTE	M	<b>1:42.722</b>	8	36	+6.385	<b>172.0</b>
15	55	AF Corse	D. CAMERON / M. GRIFFIN / M. VENTURI	Ferrari F458 Italia	LMGTE	M	<b>1:42.785</b>	8	27	+6.448	<b>171.9</b>
16	58	Team Sofrev-ASP	F. BARTHEZ / A. PONS / S. AYARI	Ferrari F458 Italia	LMGTE	M	<b>1:42.848</b>	29	32	+6.511	<b>171.8</b>
17	85	Gulf Racing UK	R. GOETHE / S. HALL / D. BROWN	Aston Martin Vantage V8	LMGTE	M	<b>1:43.120</b>	35	35	+6.783	<b>171.4</b>
18	82	Crubile Sport	F. PERRODO / S. CRUBILÉ / E. COLLARD	Porsche 997 GT3 RSR	LMGTE	M	<b>1:43.171</b>	6	35	+6.834	<b>171.3</b>
19	73	SMP Racing	O. BERETTA / D. MARKOZOV / A. LADYGIN	Ferrari F458 Italia GT3	GTC	M	<b>1:43.365</b>	13	36	+7.028	<b>171.0</b>
20	93	Pro GT by Almeras	F. PERERA / L. LASERRE / E. DERMONT	Porsche 997 GT3R	GTC	M	<b>1:43.609</b>	11	30	+7.272	<b>170.6</b>
21	66	JMW Motorsport	D. MCKENZIE / G. RICHARDSON / D. ZAMPIERI	Ferrari F458 Italia	LMGTE	D	<b>1:43.792</b>	35	37	+7.455	<b>170.3</b>
22	95	AF Corse	A. DE LEENER / C. SBIRRAZZUOLI	Ferrari F458 Italia GT3	GTC	M	<b>1:43.905</b>	12	33	+7.568	<b>170.1</b>
23	71	SMP Racing	K. LADYGIN / A. BASOV / L. PERSIANI	Ferrari F458 Italia GT3	GTC	M	<b>1:44.155</b>	21	38	+7.818	<b>169.7</b>
24	59	Team Sofrev-ASP	C. BOURRET / P. GIBON / J. BELLOC	Ferrari F458 Italia GT3	GTC	M	<b>1:44.207</b>	10	35	+7.870	<b>169.6</b>
25	76	IMSA Performance Matmut	R. NARAC / N. ARMINDO / D. HALLYDAY	Porsche 911 GT3 RSR	LMGTE	M	<b>1:44.216</b>	12	24	+7.879	<b>169.6</b>
26	86	Gulf Racing UK	M. WAINWRIGHT / A. CARROLL / B. BARKER	Porsche 911 GT3 RSR	LMGTE	M	<b>1:44.268</b>	11	32	+7.931	<b>169.5</b>
27	98	ART Grand Prix	K. KORJUS / G. DEMOUSTIER / Y. GOUDY	McLaren MP4 12C GT3	GTC	M	<b>1:44.289</b>	9	28	+7.952	<b>169.5</b>
28	57	SMP Racing	B. ROTENBERG / M. SALO / M. MEDIANI	Ferrari F458 Italia GT3	GTC	M	<b>1:44.359</b>	12	30	+8.022	<b>169.3</b>
29	94	AF Corse	T. FLOHR / F. CASTELLACCI	Ferrari F458 Italia GT3	GTC	M	<b>1:44.612</b>	10	32	+8.275	<b>168.9</b>
30	67	IMSA Performance Matmut	E. MARIS / J. MERLIN / E. HELARY	Porsche 911 GT3 RSR	LMGTE	M	<b>1:44.907</b>	7	33	+8.570	<b>168.5</b>
31	63	AF Corse	M. RASMUSSEN / I. MELNIKOV	Ferrari F458 Italia GT3	GTC	M	<b>1:45.027</b>	28	33	+8.690	<b>168.3</b>
32	75	Prospeed Competition	P. VAN SPLUNTEREN / G. VANNELET / M. SOULET	Porsche GT3 R	GTC	M	<b>1:45.068</b>	13	30	+8.731	<b>168.2</b>
33	78	Team Russia by Barwell	L. MACHITSKI / T. SARDAROV / J. COCKER	BMW Z4 GT3	GTC	M	<b>1:45.127</b>	9	17	+8.790	<b>168.1</b>
34	60	Formula Racing	J. LAURSEN / M. MAC / A. PICCINI	Ferrari F458 Italia GT3	GTC	M	<b>1:45.542</b>	8	15	+9.205	<b>167.4</b>
35	99	ART Grand Prix	R. GONZALEZ / K. AJLANI / A. BRUNDLE	McLaren MP4 12C GT3	GTC	M	<b>1:46.233</b>	4	14	+9.896	<b>166.4</b>
36	62	AF Corse	Y. MALLEGOL / H. BLANK / J. BACHELIER	Ferrari F458 Italia GT3	GTC	M	<b>1:47.609</b>	10	28	+11.272	<b>164.2</b>
37	81	Kessel Racing	T. KEMENATER / M. CRESSONI	Ferrari F458 Italia	LMGTE	M			4		

<b>Fastest Lap</b>	Lap 14	Rodolfo GONZALEZ	<b>1:36.337</b>	183.4 Kph
--------------------	--------	------------------	-----------------	-----------

Published at: .....

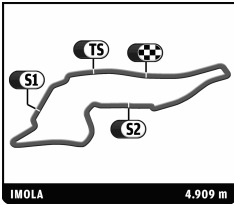
Track Temp: **36,67 °C**

Air Temp: **20,56 °C**

Track Status:

**DRY**

<b>Race Director:</b>	<b>Timekeeper:</b>
-----------------------	--------------------



## EUROPEAN LE MANS SERIES

### 4 HOURS OF IMOLA

#### Free Practice 1

#### Classification by Class

Nr.	Team	Drivers	Car	Ty	Time	Lap	Total	Gap	Kph
<b>LMP2</b>									
1	48 Murphy Prototypes	R. GONZALEZ / K. CHANDHOK / N. BERTHON	Oreca 03 - Nissan	D	<b>1:36.337</b>	14	37		<b>183.4</b>
2	36 Signatech Alpine	P. CHATIN / N. PANCIATICI / O. WEBB	Alpine A450 - Nissan	D	<b>1:36.693</b>	36	39	+0.356	+0.356 <b>182.8</b>
3	38 Jota Sport	S. DOLAN / H. TINCKNELL / F. ALBUQUERQUE	Zytek Z11SN - Nissan	D	<b>1:36.791</b>	34	38	+0.454	+0.098 <b>182.6</b>
4	46 Thiriet by TDS Racing	P. THIRIET / L. BADEY / T. GOMMENDY	Morgan - Nissan	D	<b>1:36.963</b>	33	38	+0.626	+0.172 <b>182.3</b>
5	43 Newblood by Morand Racing	C. KLIEN / G. HIRSCH / R. BRANDELA	Morgan - Judd	D	<b>1:37.565</b>	28	33	+1.228	+0.602 <b>181.1</b>
6	29 Pegasus Racing	J. SCHELL / N. LEUTWILER / J. COLEMAN	Morgan - Nissan	D	<b>1:37.638</b>	38	38	+1.301	+0.073 <b>181.0</b>
7	34 Race Performance	M. FREY / F. MAILLEUX	Oreca 03 - Judd	D	<b>1:37.790</b>	23	33	+1.453	+0.152 <b>180.7</b>
8	24 Sebastien Loeb Racing	V. CAPILLAIRE / J. CHAROUZ	Oreca 03 - Nissan	M	<b>1:38.346</b>	30	32	+2.009	+0.556 <b>179.7</b>
9	41 Greaves Motorsport	T. KIMBER-SMITH / M. MCMURRY	Zytek Z11SN - Nissan	D	<b>1:38.683</b>	7	34	+2.346	+0.337 <b>179.1</b>
<b>LMGTE</b>									
1	72 SMP Racing	A. BERTOLINI / V. SHAITAR / S. ZLOBIN	Ferrari F458 Italia	M	<b>1:41.649</b>	17	37		<b>173.9</b>
2	80 Kessel Racing	M. BRONISZEWSKI / G. PICCINI	Ferrari F458 Italia	M	<b>1:42.035</b>	21	31	+0.386	+0.386 <b>173.2</b>
3	56 AT Racing	A. TALKANITSA JR / A. TALKANITSA / P. KAFFER	Ferrari F458 Italia	M	<b>1:42.367</b>	25	40	+0.718	+0.332 <b>172.6</b>
4	65 AF Corse	P. MANN / L. CASÉ / R. GIANMARIA	Ferrari F458 Italia	M	<b>1:42.539</b>	5	32	+0.890	+0.172 <b>172.3</b>
5	54 AF Corse	P. PERAZZINI / M. CIOCCI / M. LYONS	Ferrari F458 Italia	M	<b>1:42.722</b>	8	36	+1.073	+0.183 <b>172.0</b>
6	55 AF Corse	D. CAMERON / M. GRIFFIN / M. VENTURI	Ferrari F458 Italia	M	<b>1:42.785</b>	8	27	+1.136	+0.063 <b>171.9</b>
7	58 Team Sofrev-ASP	F. BARTHEZ / A. PONS / S. AYARI	Ferrari F458 Italia	M	<b>1:42.848</b>	29	32	+1.199	+0.063 <b>171.8</b>
8	85 Gulf Racing UK	R. GOETHE / S. HALL / D. BROWN	Aston Martin Vantage V8	M	<b>1:43.120</b>	35	35	+1.471	+0.272 <b>171.4</b>
9	82 Crubile Sport	F. PERRODO / S. CRUBILÉ / E. COLLARD	Porsche 997 GT3 RSR	M	<b>1:43.171</b>	6	35	+1.522	+0.051 <b>171.3</b>
10	66 JMW Motorsport	D. MCKENZIE / G. RICHARDSON / D. ZAMPIERI	Ferrari F458 Italia	D	<b>1:43.792</b>	35	37	+2.143	+0.621 <b>170.3</b>
11	76 IMSA Performance Matmut	R. NARAC / N. ARMINDO / D. HALLYDAY	Porsche 911 GT3 RSR	M	<b>1:44.216</b>	12	24	+2.567	+0.424 <b>169.6</b>
12	86 Gulf Racing UK	M. WAINWRIGHT / A. CARROLL / B. BARKER	Porsche 911 GT3 RSR	M	<b>1:44.268</b>	11	32	+2.619	+0.052 <b>169.5</b>
13	67 IMSA Performance Matmut	E. MARIS / J. MERLIN / E. HELARY	Porsche 911 GT3 RSR	M	<b>1:44.907</b>	7	33	+3.258	+0.639 <b>168.5</b>
14	81 Kessel Racing	T. KEMENATER / M. CRESSONI	Ferrari F458 Italia	M			4		
<b>CTC</b>									
1	73 SMP Racing	O. BERETTA / D. MARKOZOV / A. LADYGIN	Ferrari F458 Italia GT3	M	<b>1:43.365</b>	13	36		<b>171.0</b>
2	93 Pro GT by Almeras	F. PERERA / L. LASERRE / E. DERMONT	Porsche 997 GT3R	M	<b>1:43.609</b>	11	30	+0.244	+0.244 <b>170.6</b>
3	95 AF Corse	A. DE LEENER / C. SBIRRAZZUOLI	Ferrari F458 Italia GT3	M	<b>1:43.905</b>	12	33	+0.540	+0.296 <b>170.1</b>
4	71 SMP Racing	K. LADYGIN / A. BASOV / L. PERSIANI	Ferrari F458 Italia GT3	M	<b>1:44.155</b>	21	38	+0.790	+0.250 <b>169.7</b>
5	59 Team Sofrev-ASP	C. BOURRET / P. GIBON / J. BELLOC	Ferrari F458 Italia GT3	M	<b>1:44.207</b>	10	35	+0.842	+0.052 <b>169.6</b>
6	98 ART Grand Prix	K. KORJUS / G. DEMOUSTIER / Y. GOUDY	McLaren MP4 12C GT3	M	<b>1:44.289</b>	9	28	+0.924	+0.082 <b>169.5</b>
7	57 SMP Racing	B. ROTENBERG / M. SALO / M. MEDIANI	Ferrari F458 Italia GT3	M	<b>1:44.359</b>	12	30	+0.994	+0.070 <b>169.3</b>
8	94 AF Corse	T. FLOHR / F. CASTELLACCI	Ferrari F458 Italia GT3	M	<b>1:44.612</b>	10	32	+1.247	+0.253 <b>168.9</b>
9	63 AF Corse	M. RASMUSSEN / I. MELNIKOV	Ferrari F458 Italia GT3	M	<b>1:45.027</b>	28	33	+1.662	+0.415 <b>168.3</b>
10	75 Prospeed Competition	P. VAN SPLUNTEREN / G. YANNELET / M. SOULET	Porsche GT3 R	M	<b>1:45.068</b>	13	30	+1.703	+0.041 <b>168.2</b>
11	78 Team Russia by Barwell	L. MACHITSKI / T. SARDAROV / J. COCKER	BMW Z4 GT3	M	<b>1:45.127</b>	9	17	+1.762	+0.059 <b>168.1</b>
12	60 Formula Racing	J. LAURSEN / M. MAC / A. PICCINI	Ferrari F458 Italia GT3	M	<b>1:45.542</b>	8	15	+2.177	+0.415 <b>167.4</b>
13	99 ART Grand Prix	R. GONZALEZ / K. AJLANI / A. BRUNDELE	McLaren MP4 12C GT3	M	<b>1:46.233</b>	4	14	+2.868	+0.691 <b>166.4</b>
14	62 AF Corse	Y. MALLEGOL / H. BLANK / J. BACHELIER	Ferrari F458 Italia GT3	M	<b>1:47.609</b>	10	28	+4.244	+1.376 <b>164.2</b>

Published at: .....

Track Temp: **36,67 °C**

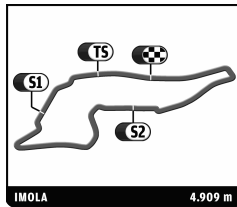
Air Temp: **20,56 °C**

Track Status:

**DRY**

Race Director:

Timekeeper:



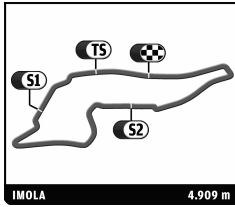
## EUROPEAN LE MANS SERIES

### 4 HOURS OF IMOLA

#### Free Practice 1

#### Classification by Driver Fastest Lap

Nr	Team	Car	Class	Driver	Time	Lap	Total	Gap	Kph		
1	48	Murphy Prototypes	Oreca 03 - Nissan	LMP2	Rodolfo GONZALEZ	1:36.337	12	25		183.4	
2	36	Signatech Alpine	Alpine A450 - Nissan	LMP2	Nelson PANCIATICI	1:36.693	10	13	0.356	0.356	182.8
3	38	Jota Sport	Zytek Z11SN - Nissan	LMP2	Harry TINCKNELL	1:36.791	7	11	0.454	0.098	182.6
4	46	Thiriet by TDS Racing	Morgan - Nissan	LMP2	Pierre THIRIET	1:36.963	11	12	0.626	0.172	182.3
5	38	Jota Sport	Zytek Z11SN - Nissan	LMP2	Filipe ALBUQUERQUE	1:37.048	14	15	0.711	0.085	182.1
6	48	Murphy Prototypes	Oreca 03 - Nissan	LMP2	Nathanael BERTHON	1:37.221	10	12	0.884	0.173	181.8
7	43	Newblood by Morand Racing	Morgan - Judd	LMP2	Christian KLIEN	1:37.565	6	11	1.228	0.344	181.1
8	46	Thiriet by TDS Racing	Morgan - Nissan	LMP2	Ludovic BADEY	1:37.566	13	22	1.229	0.001	181.1
9	29	Pegasus Racing	Morgan - Nissan	LMP2	Julien SCHELL	1:37.638	11	11	1.301	0.072	181.0
10	36	Signatech Alpine	Alpine A450 - Nissan	LMP2	Oliver WEBB	1:37.758	13	15	1.421	0.120	180.8
11	34	Race Performance	Oreca 03 - Judd	LMP2	Franck MAILLEUX	1:37.790	12	13	1.453	0.032	180.7
12	36	Signatech Alpine	Alpine A450 - Nissan	LMP2	Paul-Loup CHATIN	1:38.254	9	11	1.917	0.464	179.9
13	38	Jota Sport	Zytek Z11SN - Nissan	LMP2	Simon DOLAN	1:38.344	10	12	2.007	0.090	179.7
14	24	Sebastien Loeb Racing	Oreca 03 - Nissan	LMP2	Vincent CAPILLAIRE	1:38.346	18	20	2.009	0.002	179.7
15	34	Race Performance	Oreca 03 - Judd	LMP2	Michel FREY	1:38.360	10	20	2.023	0.014	179.7
16	43	Newblood by Morand Racing	Morgan - Judd	LMP2	Gary HIRSCH	1:38.631	8	13	2.294	0.271	179.2
17	41	Greaves Motorsport	Zytek Z11SN - Nissan	LMP2	Tom KIMBER-SMITH	1:38.683	7	12	2.346	0.052	179.1
18	24	Sebastien Loeb Racing	Oreca 03 - Nissan	LMP2	Jan CHAROUZ	1:38.758	11	12	2.421	0.075	178.9
19	29	Pegasus Racing	Morgan - Nissan	LMP2	Nicolas LEUTWILER	1:39.174	11	14	2.837	0.416	178.2
20	43	Newblood by Morand Racing	Morgan - Judd	LMP2	Romain BRANDELA	1:39.531	8	9	3.194	0.357	177.6
21	29	Pegasus Racing	Morgan - Nissan	LMP2	Jonathan COLEMAN	1:39.937	11	13	3.600	0.406	176.8
22	72	SMP Racing	Ferrari F458 Italia	LMGTE	Andrea BERTOLINI	1:41.649	17	18	5.312	1.712	173.9
23	41	Greaves Motorsport	Zytek Z11SN - Nissan	LMP2	Matthew MCMURRY	1:42.012	19	22	5.675	0.363	173.2
24	80	Kessel Racing	Ferrari F458 Italia	LMGTE	Giacomo PICCINI	1:42.035	11	16	5.698	0.023	173.2
25	56	AT Racing	Ferrari F458 Italia	LMGTE	Pierre KAFFER	1:42.367	10	11	6.030	0.332	172.6
26	65	AF Corse	Ferrari F458 Italia	LMGTE	Raffaele GIAMMARIA	1:42.539	5	12	6.202	0.172	172.3
27	54	AF Corse	Ferrari F458 Italia	LMGTE	Marco CIOCI	1:42.722	8	10	6.385	0.183	172.0
28	55	AF Corse	Ferrari F458 Italia	LMGTE	Matt GRIFFIN	1:42.785	8	9	6.448	0.063	171.9
29	72	SMP Racing	Ferrari F458 Italia	LMGTE	Viktor SHAITAR	1:42.839	8	10	6.502	0.054	171.8
30	58	Team Sofrev-ASP	Ferrari F458 Italia	LMGTE	Soheil AYARI	1:42.848	13	14	6.511	0.009	171.8
31	54	AF Corse	Ferrari F458 Italia	LMGTE	Michael LYONS	1:42.918	11	13	6.581	0.070	171.7
32	56	AT Racing	Ferrari F458 Italia	LMGTE	Alexander TALKANITSA JR	1:43.052	14	15	6.715	0.134	171.5
33	54	AF Corse	Ferrari F458 Italia	LMGTE	Piergiuseppe PERAZZINI	1:43.115	12	13	6.778	0.063	171.4
34	85	Gulf Racing UK	Aston Martin Vantage V8	LMGTE	Daniel BROWN	1:43.120	13	13	6.783	0.005	171.4
35	82	Crubile Sport	Porsche 997 GT3 RSR	LMGTE	Emmanuel COLLARD	1:43.171	6	12	6.834	0.051	171.3
36	55	AF Corse	Ferrari F458 Italia	LMGTE	Mirko VENTURI	1:43.201	3	4	6.864	0.030	171.2
37	73	SMP Racing	Ferrari F458 Italia GT3	GTC	Olivier BERETTA	1:43.365	13	14	7.028	0.164	171.0
38	93	Pro GT by Almeras	Porsche 997 GT3R	GTC	Franck PERERA	1:43.609	11	12	7.272	0.244	170.6
39	66	JMW Motorsport	Ferrari F458 Italia	LMGTE	Daniel MCKENZIE	1:43.792	12	13	7.455	0.183	170.3
40	95	AF Corse	Ferrari F458 Italia GT3	GTC	Cedric SBIRRAZZUOLI	1:43.905	12	15	7.568	0.113	170.1
41	71	SMP Racing	Ferrari F458 Italia GT3	GTC	Luca PERSIANI	1:44.155	6	14	7.818	0.250	169.7
42	59	Team Sofrev-ASP	Ferrari F458 Italia GT3	GTC	Jean-Philippe BELLOC	1:44.207	10	12	7.870	0.052	169.6
43	66	JMW Motorsport	Ferrari F458 Italia	LMGTE	Daniel ZAMPIERI	1:44.207	6	10	7.870	0.000	169.6
44	76	IMSA Performance Matmut	Porsche 911 GT3 RSR	LMGTE	Raymond NARAC	1:44.216	12	15	7.879	0.009	169.6
45	86	Gulf Racing UK	Porsche 911 GT3 RSR	LMGTE	Adam CARROLL	1:44.268	10	12	7.931	0.052	169.5
46	98	ART Grand Prix	McLaren MP4 12C GT3	GTC	Kevin KORJUS	1:44.289	9	10	7.952	0.021	169.5
47	57	SMP Racing	Ferrari F458 Italia GT3	GTC	Maurizio MEDIANI	1:44.359	11	12	8.022	0.070	169.3
48	58	Team Sofrev-ASP	Ferrari F458 Italia	LMGTE	Anthony PONS	1:44.432	7	8	8.095	0.073	169.2
49	94	AF Corse	Ferrari F458 Italia GT3	GTC	Thomas FLOHR	1:44.612	6	18	8.275	0.180	168.9
50	56	AT Racing	Ferrari F458 Italia	LMGTE	Alexander TALKANITSA	1:44.622	10	14	8.285	0.010	168.9
51	82	Crubile Sport	Porsche 997 GT3 RSR	LMGTE	Sébastien CRUBILÉ	1:44.634	8	14	8.297	0.012	168.9
52	80	Kessel Racing	Ferrari F458 Italia	LMGTE	Michael BRONISZEWSKI	1:44.683	13	15	8.346	0.049	168.8
53	76	IMSA Performance Matmut	Porsche 911 GT3 RSR	LMGTE	David HALLYDAY	1:44.818	7	9	8.481	0.135	168.6
54	72	SMP Racing	Ferrari F458 Italia	LMGTE	Sergey ZLOBIN	1:44.874	5	9	8.537	0.056	168.5
55	67	IMSA Performance Matmut	Porsche 911 GT3 RSR	LMGTE	Eric HELARY	1:44.907	6	8	8.570	0.033	168.5
56	63	AF Corse	Ferrari F458 Italia GT3	GTC	Ilya MELNIKOV	1:45.027	12	14	8.690	0.120	168.3
57	75	Prospeed Competition	Porsche GT3 R	GTC	Maxime SOULET	1:45.068	13	14	8.731	0.041	168.2
58	78	Team Russia by Barwell	BMW Z4 GT3	GTC	Jonathan COCKER	1:45.127	8	12	8.790	0.059	168.1
59	65	AF Corse	Ferrari F458 Italia	LMGTE	Lorenzo CASÉ	1:45.178	2	6	8.841	0.051	168.0
60	71	SMP Racing	Ferrari F458 Italia GT3	GTC	Aleksey BASOV	1:45.225	12	14	8.888	0.047	167.9
61	60	Formula Racing	Ferrari F458 Italia GT3	GTC	Johnny LAURSEN	1:45.542	8	10	9.205	0.317	167.4
62	71	SMP Racing	Ferrari F458 Italia GT3	GTC	Kirill LADYGIN	1:45.619	9	10	9.282	0.077	167.3
63	95	AF Corse	Ferrari F458 Italia GT3	GTC	Adrien DE LEENER	1:45.684	18	18	9.347	0.065	167.2
64	85	Gulf Racing UK	Aston Martin Vantage V8	LMGTE	Stuart HALL	1:45.718	5	6	9.381	0.034	167.2
65	66	JMW Motorsport	Ferrari F458 Italia	LMGTE	George RICHARDSON	1:45.849	12	14	9.512	0.131	167.0
66	60	Formula Racing	Ferrari F458 Italia GT3	GTC	Andrea PICCINI	1:45.885	4	5	9.548	0.036	166.9
67	58	Team Sofrev-ASP	Ferrari F458 Italia	LMGTE	Fabien BARTHEZ	1:45.963	7	10	9.626	0.078	166.8
68	73	SMP Racing	Ferrari F458 Italia GT3	GTC	David MARKOZOV	1:46.025	10	13	9.688	0.062	166.7



## EUROPEAN LE MANS SERIES

### 4 HOURS OF IMOLA

#### Free Practice 1

#### Classification by Driver Fastest Lap

Nr	Team	Car	Class	Driver	Time	Lap	Total	Gap	Kph	
69	93 Pro GT by Almeras	Porsche 997 GT3R	GTC	Lucas LASERRE	1:46.043	4	5	9.706	0.018	166.7
70	98 ART Grand Prix	McLaren MP4 12C GT3	GTC	Grégoire DEMOUSTIER	1:46.117	7	10	9.780	0.074	166.5
71	82 Crubile Sport	Porsche 997 GT3 RSR	LMGTE	François PERRODO	1:46.151	8	9	9.814	0.034	166.5
72	55 AF Corse	Ferrari F458 Italia	LMGTE	Duncan CAMERON	1:46.216	8	14	9.879	0.065	166.4
73	99 ART Grand Prix	McLaren MP4 12C GT3	GTC	Alex BRUNDLE	1:46.233	3	4	9.896	0.017	166.4
74	73 SMP Racing	Ferrari F458 Italia GT3	GTC	Anton LADYGIN	1:46.488	9	9	10.151	0.255	166.0
75	59 Team Sofrev-ASP	Ferrari F458 Italia GT3	GTC	Christophe BOURRET	1:46.769	8	12	10.432	0.281	165.5
76	75 Prospeed Competition	Porsche GT3 R	GTC	Paul VAN SPLUNTEREN	1:46.927	10	12	10.590	0.158	165.3
77	93 Pro GT by Almeras	Porsche 997 GT3R	GTC	Eric DERMONT	1:46.994	11	13	10.657	0.067	165.2
78	99 ART Grand Prix	McLaren MP4 12C GT3	GTC	Karim AJLANI	1:47.385	7	8	11.048	0.391	164.6
79	98 ART Grand Prix	McLaren MP4 12C GT3	GTC	Yann GOUDY	1:47.438	4	8	11.101	0.053	164.5
80	62 AF Corse	Ferrari F458 Italia GT3	GTC	Yannick MALLEGOL	1:47.609	5	7	11.272	0.171	164.2
81	63 AF Corse	Ferrari F458 Italia GT3	GTC	Mads RASMUSSEN	1:48.064	14	19	11.727	0.455	163.5
82	86 Gulf Racing UK	Porsche 911 GT3 RSR	LMGTE	Michael WAINWRIGHT	1:48.400	18	20	12.063	0.336	163.0
83	85 Gulf Racing UK	Aston Martin Vantage V8	LMGTE	Roald GOETHE	1:48.431	13	16	12.094	0.031	163.0
84	67 IMSA Performance Matmut	Porsche 911 GT3 RSR	LMGTE	Jean-Marc MERLIN	1:48.738	12	13	12.401	0.307	162.5
85	75 Prospeed Competition	Porsche GT3 R	GTC	Gilles VANNELET	1:48.744	3	4	12.407	0.006	162.5
86	65 AF Corse	Ferrari F458 Italia	LMGTE	Peter MANN	1:48.823	13	14	12.486	0.079	162.4
87	67 IMSA Performance Matmut	Porsche 911 GT3 RSR	LMGTE	Erik MARIS	1:48.969	9	12	12.632	0.146	162.2
88	59 Team Sofrev-ASP	Ferrari F458 Italia GT3	GTC	Pascal GIBON	1:49.171	4	11	12.834	0.202	161.9
89	62 AF Corse	Ferrari F458 Italia GT3	GTC	Jean-Marc BACHELIER	1:49.213	15	16	12.876	0.042	161.8
90	78 Team Russia by Barwell	BMW Z4 GT3	GTC	Leonid MACHITSKI	1:49.375	5	5	13.038	0.162	161.6
91	57 SMP Racing	Ferrari F458 Italia GT3	GTC	Mika SALO	1:49.742	2	2	13.405	0.367	161.0
92	94 AF Corse	Ferrari F458 Italia GT3	GTC	Francesco CASTELLACCI	1:51.372	12	14	15.035	1.630	158.7
93	62 AF Corse	Ferrari F458 Italia GT3	GTC	Howard BLANK	1:51.662	4	5	15.325	0.290	158.3
94	57 SMP Racing	Ferrari F458 Italia GT3	GTC	Boris ROTENBERG	1:55.220	14	16	18.883	3.558	153.4
81	Kessel Racing	Ferrari F458 Italia	LMGTE	Thomas KEMENATER			1			
46	Thiriet by TDS Racing	Morgan - Nissan	LMP2	Tristan GOMMENDY			4			
48	Murphy Prototypes	Oreca 03 - Nissan	LMP2	Karun CHANDHOK						
81	Kessel Racing	Ferrari F458 Italia	LMGTE	Matteo CRESSONI			3			
78	Team Russia by Barwell	BMW Z4 GT3	GTC	Timur SARDAROV						
99	ART Grand Prix	McLaren MP4 12C GT3	GTC	Ricardo GONZALEZ			2			
86	Gulf Racing UK	Porsche 911 GT3 RSR	LMGTE	Ben BARKER						
60	Formula Racing	Ferrari F458 Italia GT3	GTC	Mikkel MAC						

Published at: .....

Track Temp: **36,67 °C**

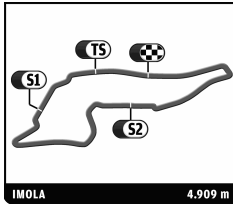
Air Temp: **20,56 °C**

Track Status:

**DRY**

Race Director:

Timekeeper:



## EUROPEAN LE MANS SERIES

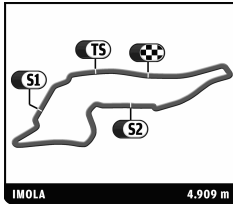
### 4 HOURS OF IMOLA

After Free Practice 1

### Classification by Driver And Class Fastest Lap

Nr	Team	Car	Class	Driver	Time	Laps	Gap	Kph	Session
<b>LMP2</b>									
1	48 Murphy Prototypes	Oreca 03 - Nissan	LMP2	Rodolfo GONZALEZ	1:36.337	25		183.4	Free Practice 1
2	36 Signatech Alpine	Alpine A450 - Nissan	LMP2	Nelson PANCIATICI	1:36.693	13	0.356	182.8	Free Practice 1
3	38 Jota Sport	Zytek Z11SN - Nissan	LMP2	Harry TINCKNELL	1:36.791	11	0.454	182.6	Free Practice 1
4	46 Thiriet by TDS Racing	Morgan - Nissan	LMP2	Pierre THIRIET	1:36.963	12	0.626	182.3	Free Practice 1
5	38 Jota Sport	Zytek Z11SN - Nissan	LMP2	Filipe ALBUQUERQUE	1:37.048	15	0.711	182.1	Free Practice 1
6	48 Murphy Prototypes	Oreca 03 - Nissan	LMP2	Nathanael BERTHON	1:37.221	12	0.884	181.8	Free Practice 1
7	43 Newblood by Morand Racing	Morgan - Judd	LMP2	Christian KLJEN	1:37.565	11	1.228	181.1	Free Practice 1
8	46 Thiriet by TDS Racing	Morgan - Nissan	LMP2	Ludovic BADEY	1:37.566	22	1.229	181.1	Free Practice 1
9	29 Pegasus Racing	Morgan - Nissan	LMP2	Julien SCHELL	1:37.638	11	1.301	181.0	Free Practice 1
10	36 Signatech Alpine	Alpine A450 - Nissan	LMP2	Oliver WEBB	1:37.758	15	1.421	180.8	Free Practice 1
11	34 Race Performance	Oreca 03 - Judd	LMP2	Franck MAILLEUX	1:37.790	13	1.453	180.7	Free Practice 1
12	36 Signatech Alpine	Alpine A450 - Nissan	LMP2	Paul-Loup CHATIN	1:38.254	11	1.917	179.9	Free Practice 1
13	38 Jota Sport	Zytek Z11SN - Nissan	LMP2	Simon DOLAN	1:38.344	12	2.007	179.7	Free Practice 1
14	24 Sebastien Loeb Racing	Oreca 03 - Nissan	LMP2	Vincent CAPILLAIRE	1:38.346	20	2.009	179.7	Free Practice 1
15	34 Race Performance	Oreca 03 - Judd	LMP2	Michel FREY	1:38.360	20	2.023	179.7	Free Practice 1
16	43 Newblood by Morand Racing	Morgan - Judd	LMP2	Gary HIRSCH	1:38.631	13	2.294	179.2	Free Practice 1
17	41 Greaves Motorsport	Zytek Z11SN - Nissan	LMP2	Tom KIMBER-SMITH	1:38.683	12	2.346	179.1	Free Practice 1
18	24 Sebastien Loeb Racing	Oreca 03 - Nissan	LMP2	Jan CHAROUZ	1:38.758	12	2.421	178.9	Free Practice 1
19	29 Pegasus Racing	Morgan - Nissan	LMP2	Nicolas LEUTWILER	1:39.174	14	2.837	178.2	Free Practice 1
20	43 Newblood by Morand Racing	Morgan - Judd	LMP2	Romain BRANDELA	1:39.531	9	3.194	177.6	Free Practice 1
21	29 Pegasus Racing	Morgan - Nissan	LMP2	Jonathan COLEMAN	1:39.937	13	3.600	176.8	Free Practice 1
22	41 Greaves Motorsport	Zytek Z11SN - Nissan	LMP2	Matthew MCMURRY	1:42.012	22	5.675	173.2	Free Practice 1
48	Murphy Prototypes	Oreca 03 - Nissan	LMP2	Karun CHANDHOK					
46	Thiriet by TDS Racing	Morgan - Nissan	LMP2	Tristan GOMMENDY		4			
<b>LMGTE</b>									
1	72 SMP Racing	Ferrari F458 Italia	LMGTE	Andrea BERTOLINI	1:41.649	18		173.9	Free Practice 1
2	80 Kessel Racing	Ferrari F458 Italia	LMGTE	Giacomo PICCINI	1:42.035	16	0.386	173.2	Free Practice 1
3	56 AT Racing	Ferrari F458 Italia	LMGTE	Pierre KAFFER	1:42.367	11	0.718	172.6	Free Practice 1
4	65 AF Corse	Ferrari F458 Italia	LMGTE	Raffaele GIAMMARIA	1:42.539	12	0.890	172.3	Free Practice 1
5	54 AF Corse	Ferrari F458 Italia	LMGTE	Marco CIOCI	1:42.722	10	1.073	172.0	Free Practice 1
6	55 AF Corse	Ferrari F458 Italia	LMGTE	Matt GRIFFIN	1:42.785	9	1.136	171.9	Free Practice 1
7	72 SMP Racing	Ferrari F458 Italia	LMGTE	Viktor SHAITAR	1:42.839	10	1.190	171.8	Free Practice 1
8	58 Team Sofrev-ASP	Ferrari F458 Italia	LMGTE	Soheil AYARI	1:42.848	14	1.199	171.8	Free Practice 1
9	54 AF Corse	Ferrari F458 Italia	LMGTE	Michael LYONS	1:42.918	13	1.269	171.7	Free Practice 1
10	56 AT Racing	Ferrari F458 Italia	LMGTE	Alexander TALKANITSA JR	1:43.052	15	1.403	171.5	Free Practice 1
11	54 AF Corse	Ferrari F458 Italia	LMGTE	Piergiuseppe PERAZZINI	1:43.115	13	1.466	171.4	Free Practice 1
12	85 Gulf Racing UK	Aston Martin Vantage V8	LMGTE	Daniel BROWN	1:43.120	13	1.471	171.4	Free Practice 1
13	82 Crubile Sport	Porsche 997 GT3 RSR	LMGTE	Emmanuel COLLARD	1:43.171	12	1.522	171.3	Free Practice 1
14	55 AF Corse	Ferrari F458 Italia	LMGTE	Mirko VENTURI	1:43.201	4	1.552	171.2	Free Practice 1
15	66 JMW Motorsport	Ferrari F458 Italia	LMGTE	Daniel MCKENZIE	1:43.792	13	2.143	170.3	Free Practice 1
16	66 JMW Motorsport	Ferrari F458 Italia	LMGTE	Daniel ZAMPIERI	1:44.207	10	2.558	169.6	Free Practice 1
17	76 IMSA Performance Matmut	Porsche 911 GT3 RSR	LMGTE	Raymond NARAC	1:44.216	15	2.567	169.6	Free Practice 1
18	86 Gulf Racing UK	Porsche 911 GT3 RSR	LMGTE	Adam CARROLL	1:44.268	12	2.619	169.5	Free Practice 1
19	58 Team Sofrev-ASP	Ferrari F458 Italia	LMGTE	Anthony PONS	1:44.432	8	2.783	169.2	Free Practice 1
20	56 AT Racing	Ferrari F458 Italia	LMGTE	Alexander TALKANITSA	1:44.622	14	2.973	168.9	Free Practice 1
21	82 Crubile Sport	Porsche 997 GT3 RSR	LMGTE	Sébastien CRUBILÉ	1:44.634	14	2.985	168.9	Free Practice 1
22	80 Kessel Racing	Ferrari F458 Italia	LMGTE	Michael BRONISZEWSKI	1:44.683	15	3.034	168.8	Free Practice 1
23	76 IMSA Performance Matmut	Porsche 911 GT3 RSR	LMGTE	David HALLYDAY	1:44.818	9	3.169	168.6	Free Practice 1
24	72 SMP Racing	Ferrari F458 Italia	LMGTE	Sergey ZLOBIN	1:44.874	9	3.225	168.5	Free Practice 1
25	67 IMSA Performance Matmut	Porsche 911 GT3 RSR	LMGTE	Eric HELARY	1:44.907	8	3.258	168.5	Free Practice 1
26	65 AF Corse	Ferrari F458 Italia	LMGTE	Lorenzo CASÉ	1:45.178	6	3.529	168.0	Free Practice 1
27	85 Gulf Racing UK	Aston Martin Vantage V8	LMGTE	Stuart HALL	1:45.718	6	4.069	167.2	Free Practice 1
28	66 JMW Motorsport	Ferrari F458 Italia	LMGTE	George RICHARDSON	1:45.849	14	4.200	167.0	Free Practice 1
29	58 Team Sofrev-ASP	Ferrari F458 Italia	LMGTE	Fabien BARTHEZ	1:45.963	10	4.314	166.8	Free Practice 1
30	82 Crubile Sport	Porsche 997 GT3 RSR	LMGTE	François PERRODO	1:46.151	9	4.502	166.5	Free Practice 1
31	55 AF Corse	Ferrari F458 Italia	LMGTE	Duncan CAMERON	1:46.216	14	4.567	166.4	Free Practice 1
32	86 Gulf Racing UK	Porsche 911 GT3 RSR	LMGTE	Michael WAINWRIGHT	1:48.400	20	6.751	163.0	Free Practice 1
33	85 Gulf Racing UK	Aston Martin Vantage V8	LMGTE	Roald GOETHE	1:48.431	16	6.782	163.0	Free Practice 1
34	67 IMSA Performance Matmut	Porsche 911 GT3 RSR	LMGTE	Jean-Marc MERLIN	1:48.738	13	7.089	162.5	Free Practice 1
35	65 AF Corse	Ferrari F458 Italia	LMGTE	Peter MANN	1:48.823	14	7.174	162.4	Free Practice 1





## EUROPEAN LE MANS SERIES

### 4 HOURS OF IMOLA

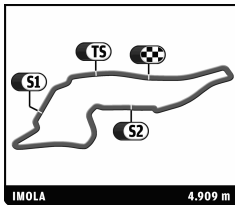
After Free Practice 1

### Classification by Driver And Class Fastest Lap

Nr	Team	Car	Class	Driver	Time	Laps	Gap	Kph	Session
<b>36</b>	67 IMSA Performance Matmut	Porsche 911 GT3 RSR	LMGTE	Erik MARIS	1:48.969	12	7.320	162.2	Free Practice 1
	86 Gulf Racing UK	Porsche 911 GT3 RSR	LMGTE	Ben BARKER					
	81 Kessel Racing	Ferrari F458 Italia	LMGTE	Matteo CRESSONI		3			
	81 Kessel Racing	Ferrari F458 Italia	LMGTE	Thomas KEMENATER		1			
	76 IMSA Performance Matmut	Porsche 911 GT3 RSR	LMGTE	Nicolas ARMINDO					
<b>GTC</b>									
<b>1</b>	73 SMP Racing	Ferrari F458 Italia GT3	GTC	Olivier BERETTA	1:43.365	14		171.0	Free Practice 1
<b>2</b>	93 Pro GT by Almeras	Porsche 997 GT3R	GTC	Franck PERERA	1:43.609	12	0.244	170.6	Free Practice 1
<b>3</b>	95 AF Corse	Ferrari F458 Italia GT3	GTC	Cedric SBIRRAZZUOLI	1:43.905	15	0.540	170.1	Free Practice 1
<b>4</b>	71 SMP Racing	Ferrari F458 Italia GT3	GTC	Luca PERSIANI	1:44.155	14	0.790	169.7	Free Practice 1
<b>5</b>	59 Team Sofrev-ASP	Ferrari F458 Italia GT3	GTC	Jean-Philippe BELLOC	1:44.207	12	0.842	169.6	Free Practice 1
<b>6</b>	98 ART Grand Prix	McLaren MP4 12C GT3	GTC	Kevin KORJUS	1:44.289	10	0.924	169.5	Free Practice 1
<b>7</b>	57 SMP Racing	Ferrari F458 Italia GT3	GTC	Maurizio MEDIANI	1:44.359	12	0.994	169.3	Free Practice 1
<b>8</b>	94 AF Corse	Ferrari F458 Italia GT3	GTC	Thomas FLOHR	1:44.612	18	1.247	168.9	Free Practice 1
<b>9</b>	63 AF Corse	Ferrari F458 Italia GT3	GTC	Ilya MELNIKOV	1:45.027	14	1.662	168.3	Free Practice 1
<b>10</b>	75 Prospeed Competition	Porsche GT3 R	GTC	Maxime SOULET	1:45.068	14	1.703	168.2	Free Practice 1
<b>11</b>	78 Team Russia by Barwell	BMW Z4 GT3	GTC	Jonathan COCKER	1:45.127	12	1.762	168.1	Free Practice 1
<b>12</b>	71 SMP Racing	Ferrari F458 Italia GT3	GTC	Aleksy BASOV	1:45.225	14	1.860	167.9	Free Practice 1
<b>13</b>	60 Formula Racing	Ferrari F458 Italia GT3	GTC	Johnny LAURSEN	1:45.542	10	2.177	167.4	Free Practice 1
<b>14</b>	71 SMP Racing	Ferrari F458 Italia GT3	GTC	Kirill LADYGIN	1:45.619	10	2.254	167.3	Free Practice 1
<b>15</b>	95 AF Corse	Ferrari F458 Italia GT3	GTC	Adrien DE LEENER	1:45.684	18	2.319	167.2	Free Practice 1
<b>16</b>	60 Formula Racing	Ferrari F458 Italia GT3	GTC	Andrea PICCINI	1:45.885	5	2.520	166.9	Free Practice 1
<b>17</b>	73 SMP Racing	Ferrari F458 Italia GT3	GTC	David MARKOZOV	1:46.025	13	2.660	166.7	Free Practice 1
<b>18</b>	93 Pro GT by Almeras	Porsche 997 GT3R	GTC	Lucas LASERRE	1:46.043	5	2.678	166.7	Free Practice 1
<b>19</b>	98 ART Grand Prix	McLaren MP4 12C GT3	GTC	Grégoire DEMOUSTIER	1:46.117	10	2.752	166.5	Free Practice 1
<b>20</b>	99 ART Grand Prix	McLaren MP4 12C GT3	GTC	Alex BRUNDLE	1:46.233	4	2.868	166.4	Free Practice 1
<b>21</b>	73 SMP Racing	Ferrari F458 Italia GT3	GTC	Anton LADYGIN	1:46.488	9	3.123	166.0	Free Practice 1
<b>22</b>	59 Team Sofrev-ASP	Ferrari F458 Italia GT3	GTC	Christophe BOURRET	1:46.769	12	3.404	165.5	Free Practice 1
<b>23</b>	75 Prospeed Competition	Porsche GT3 R	GTC	Paul VAN SPLUNTEREN	1:46.927	12	3.562	165.3	Free Practice 1
<b>24</b>	93 Pro GT by Almeras	Porsche 997 GT3R	GTC	Eric DERMONT	1:46.994	13	3.629	165.2	Free Practice 1
<b>25</b>	99 ART Grand Prix	McLaren MP4 12C GT3	GTC	Karim AJLANI	1:47.385	8	4.020	164.6	Free Practice 1
<b>26</b>	98 ART Grand Prix	McLaren MP4 12C GT3	GTC	Yann GOUDY	1:47.438	8	4.073	164.5	Free Practice 1
<b>27</b>	62 AF Corse	Ferrari F458 Italia GT3	GTC	Yannick MALLEGOL	1:47.609	7	4.244	164.2	Free Practice 1
<b>28</b>	63 AF Corse	Ferrari F458 Italia GT3	GTC	Mads RASMUSSEN	1:48.064	19	4.699	163.5	Free Practice 1
<b>29</b>	75 Prospeed Competition	Porsche GT3 R	GTC	Gilles VANNELET	1:48.744	4	5.379	162.5	Free Practice 1
<b>30</b>	59 Team Sofrev-ASP	Ferrari F458 Italia GT3	GTC	Pascal GIBON	1:49.171	11	5.806	161.9	Free Practice 1
<b>31</b>	62 AF Corse	Ferrari F458 Italia GT3	GTC	Jean-Marc BACHELIER	1:49.213	16	5.848	161.8	Free Practice 1
<b>32</b>	78 Team Russia by Barwell	BMW Z4 GT3	GTC	Leonid MACHITSKI	1:49.375	5	6.010	161.6	Free Practice 1
<b>33</b>	57 SMP Racing	Ferrari F458 Italia GT3	GTC	Mika SALO	1:49.742	2	6.377	161.0	Free Practice 1
<b>34</b>	94 AF Corse	Ferrari F458 Italia GT3	GTC	Francesco CASTELLACCI	1:51.372	14	8.007	158.7	Free Practice 1
<b>35</b>	62 AF Corse	Ferrari F458 Italia GT3	GTC	Howard BLANK	1:51.662	5	8.297	158.3	Free Practice 1
<b>36</b>	57 SMP Racing	Ferrari F458 Italia GT3	GTC	Boris ROTENBERG	1:55.220	16	11.855	153.4	Free Practice 1
	99 ART Grand Prix	McLaren MP4 12C GT3	GTC	Ricardo GONZALEZ		2			
	78 Team Russia by Barwell	BMW Z4 GT3	GTC	Timur SARDAROV					
	60 Formula Racing	Ferrari F458 Italia GT3	GTC	Mikkel MAC					

Published at: .....

<b>Race Director:</b>	<b>Timekeeper:</b>
-----------------------	--------------------



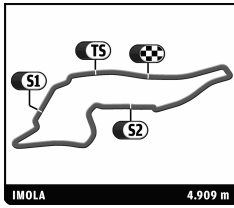
## EUROPEAN LE MANS SERIES

### 4 HOURS OF IMOLA

#### Free Practice 1

#### Best Sector Times

SECTOR 1			SECTOR 2			SECTOR 3			Pos	Team	Cl	Ideal Lap	Best Lap
Pos	Driver	Time	Driver	Time	Driver	Time	Pos	Team					
1	36 N.PANCIATICI	20.184	36 N.PANCIATICI	39.674	48 R.GONZALEZ	35.842	1	36 Signatech Alpine	LMP2	1'35.927	1:36.693	(2)	
2	48 R.GONZALEZ	20.291	38 F.FALBUQUERQUE	40.080	38 H.TINCKNELL	35.928	2	48 Murphy Prototypes	LMP2	1'36.216	1:36.337	(1)	
3	46 L.BADEY	20.390	48 R.GONZALEZ	40.083	46 P.THIRIET	35.970	3	38 Jota Sport	LMP2	1'36.490	1:36.791	(3)	
4	43 G.HIRSCH	20.417	43 C.KLIEN	40.370	43 C.KLIEN	36.053	4	46 Thiriet by TDS Racing	LMP2	1'36.776	1:36.963	(4)	
5	34 F.MAILLEUX	20.436	46 L.BADEY	40.416	36 N.PANCIATICI	36.069	5	43 Newblood by Morand Racing	LMP2	1'36.840	1:37.565	(5)	
6	29 J.SCHELL	20.464	29 J.SCHELL	40.430	41 T.KIMBER-SMITH	36.149	6	34 Race Performance	LMP2	1'37.220	1:37.790	(7)	
7	38 H.TINCKNELL	20.482	34 F.MAILLEUX	40.445	34 F.MAILLEUX	36.339	7	29 Pegasus Racing	LMP2	1'37.263	1:37.638	(6)	
8	24 V.CAPILLAIRE	20.632	24 V.CAPILLAIRE	40.822	29 J.SCHELL	36.369	8	41 Greaves Motorsport	LMP2	1'37.820	1:38.683	(9)	
9	41 T.KIMBER-SMITH	20.726	41 T.KIMBER-SMITH	40.945	24 V.CAPILLAIRE	36.435	9	24 Sebastien Loeb Racing	LMP2	1'37.889	1:38.346	(8)	
10	80 G.PICCINI	21.057	72 A.BERTOLINI	42.730	72 A.BERTOLINI	37.531	10	72 SMP Racing	LMGTE	1'41.430	1:41.649	(10)	
11	72 A.BERTOLINI	21.169	55 M.GRIFFIN	42.976	80 G.PICCINI	37.630	11	80 Kessel Racing	LMGTE	1'41.741	1:42.035	(11)	
12	66 D.ZAMPIERI	21.184	65 R.GIAMMARRIA	43.013	55 M.VENTURI	37.633	12	55 AF Corse	LMGTE	1'41.904	1:42.785	(15)	
13	55 M.GRIFFIN	21.295	80 G.PICCINI	43.054	56 P.KAFFER	37.663	13	56 AT Racing	LMGTE	1'42.151	1:42.367	(12)	
14	54 M.LYONS	21.302	56 P.KAFFER	43.147	65 R.GIAMMARRIA	37.834	14	65 AF Corse	LMGTE	1'42.222	1:42.539	(13)	
15	56 P.KAFFER	21.341	54 M.CIOCI	43.179	58 S.AYARI	37.894	15	54 AF Corse	LMGTE	1'42.409	1:42.722	(14)	
16	65 R.GIAMMARRIA	21.375	58 S.AYARI	43.226	54 M.CIOCI	37.928	16	58 Team Sofrev-ASP	LMGTE	1'42.559	1:42.848	(16)	
17	58 S.AYARI	21.439	82 E.COLLARD	43.259	73 O.BERETTA	37.930	17	66 JMW Motorsport	LMGTE	1'42.872	1:43.792	(21)	
18	86 A.CARROLL	21.449	66 D.ZAMPIERI	43.420	95 C.SBIRRAZZUOLI	37.981	18	82 Crubile Sport	LMGTE	1'42.931	1:43.171	(18)	
19	71 L.PERSIANI	21.464	85 D.BROWN	43.449	82 E.COLLARD	38.128	19	73 SMP Racing	GTC	1'43.052	1:43.365	(19)	
20	73 O.BERETTA	21.466	76 R.NARAC	43.515	85 D.BROWN	38.146	20	85 Gulf Racing UK	LMGTE	1'43.120	1:43.120	(17)	
21	85 D.BROWN	21.525	73 O.BERETTA	43.656	93 F.PERERA	38.202	21	95 AF Corse	GTC	1'43.431	1:43.905	(22)	
22	82 E.COLLARD	21.544	98 K.KORJUS	43.678	57 M.MEDIANI	38.234	22	93 Pro GT by Almeras	GTC	1'43.609	1:43.609	(20)	
23	95 C.SBIRRAZZUOLI	21.581	93 F.PERERA	43.694	71 L.PERSIANI	38.242	23	76 IMSA Performance Matmut	LMGTE	1'43.638	1:44.216	(25)	
24	98 K.KORJUS	21.598	95 C.SBIRRAZZUOLI	43.869	59 J.BELLOC	38.261	24	71 SMP Racing	GTC	1'43.659	1:44.155	(23)	
25	76 R.NARAC	21.648	71 L.PERSIANI	43.953	66 D.ZAMPIERI	38.268	25	98 ART Grand Prix	GTC	1'43.760	1:44.289	(27)	
26	59 J.BELLOC	21.651	86 A.CARROLL	44.051	60 J.LAURSEN	38.411	26	86 Gulf Racing UK	LMGTE	1'43.920	1:44.268	(26)	
27	67 E.HELARY	21.664	59 J.BELLOC	44.096	94 T.FLOHR	38.412	27	59 Team Sofrev-ASP	GTC	1'44.008	1:44.207	(24)	
28	94 T.FLOHR	21.666	67 E.HELARY	44.142	86 A.CARROLL	38.420	28	57 SMP Racing	GTC	1'44.359	1:44.359	(28)	
29	93 F.PERERA	21.713	78 J.COCKER	44.299	76 R.NARAC	38.475	29	67 IMSA Performance Matmut	LMGTE	1'44.402	1:44.907	(30)	
30	57 M.MEDIANI	21.751	57 M.MEDIANI	44.374	98 K.KORJUS	38.484	30	94 AF Corse	GTC	1'44.612	1:44.612	(29)	
31	75 M.SOULET	21.834	75 M.SOULET	44.393	63 I.MELNIKOV	38.506	31	60 Formula Racing	GTC	1'44.777	1:45.542	(34)	
32	60 J.LAURSEN	21.887	60 A.PICCINI	44.479	75 M.SOULET	38.589	32	75 Prospeed Competition	GTC	1'44.816	1:45.068	(32)	
33	63 I.MELNIKOV	21.961	63 I.MELNIKOV	44.485	67 E.HELARY	38.596	33	63 AF Corse	GTC	1'44.952	1:45.027	(31)	
34	78 J.COCKER	21.999	94 T.FLOHR	44.534	78 J.COCKER	38.788	34	78 Team Russia by Barwell	GTC	1'45.086	1:45.127	(33)	
35	99 A.BRUNDLER	22.061	99 A.BRUNDLER	44.894	62 Y.MALLEGOL	39.209	35	99 ART Grand Prix	GTC	1'46.233	1:46.233	(35)	
36	62 Y.MALLEGOL	22.154	62 Y.MALLEGOL	45.894	99 A.BRUNDLER	39.278	36	62 AF Corse	GTC	1'47.257	1:47.609	(36)	
37	81 M.CRESSONI	44.365	81 M.CRESSONI	57.711	81 T.KEMENATER	3:42.464	37	81 Kessel Racing	LMGTE	5'24.540			



## EUROPEAN LE MANS SERIES

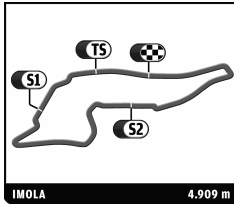
### 4 HOURS OF IMOLA

After Free Practice 1

Event maximum speed

Team	Car	Class	Driver	Top Speed	Lap	Session
80 Kessel Racing	Ferrari F458 Italia	LMGTE	Giacomo PICCINI	281.0	15	Free Practice 1
56 AT Racing	Ferrari F458 Italia	LMGTE	Alexander TALKANITSA	279.5	36	Free Practice 1
73 SMP Racing	Ferrari F458 Italia GT3	GTC	Anton LADYGIN	279.5	35	Free Practice 1
72 SMP Racing	Ferrari F458 Italia	LMGTE	Andrea BERTOLINI	278.7	14	Free Practice 1
55 AF Corse	Ferrari F458 Italia	LMGTE	Mirko VENTURI	278.0	26	Free Practice 1
65 AF Corse	Ferrari F458 Italia	LMGTE	Lorenzo CASÉ	278.0	30	Free Practice 1
66 JMW Motorsport	Ferrari F458 Italia	LMGTE	Daniel MCKENZIE	278.0	34	Free Practice 1
54 AF Corse	Ferrari F458 Italia	LMGTE	Michael LYONS	277.3	32	Free Practice 1
67 IMSA Performance Matmut	Porsche 911 GT3 RSR	LMGTE	Erik MARIS	277.3	30	Free Practice 1
58 Team Sofrev-ASP	Ferrari F458 Italia	LMGTE	Anthony PONS	276.6	13	Free Practice 1
43 Newblood by Morand Racing	Morgan - Judd	LMP2	Gary HIRSCH	275.1	11	Free Practice 1
46 Thiriet by TDS Racing	Morgan - Nissan	LMP2	Pierre THIRIET	275.1	26	Free Practice 1
76 IMSA Performance Matmut	Porsche 911 GT3 RSR	LMGTE	Raymond NARAC	275.1	13	Free Practice 1
95 AF Corse	Ferrari F458 Italia GT3	GTC	Adrien DE LEENER	275.1	18	Free Practice 1
86 Gulf Racing UK	Porsche 911 GT3 RSR	LMGTE	Adam CARROLL	274.4	6	Free Practice 1
29 Pegasus Racing	Morgan - Nissan	LMP2	Nicolas LEUTWILER	273.7	19	Free Practice 1
82 Crubile Sport	Porsche 997 GT3 RSR	LMGTE	Sébastien CRUBILÉ	273.7	25	Free Practice 1
59 Team Sofrev-ASP	Ferrari F458 Italia GT3	GTC	Jean-Philippe BELLOC	273.7	5	Free Practice 1
63 AF Corse	Ferrari F458 Italia GT3	GTC	Mads RASMUSSEN	273.7	20	Free Practice 1
71 SMP Racing	Ferrari F458 Italia GT3	GTC	Luca PERSIANI	273.7	21	Free Practice 1
60 Formula Racing	Ferrari F458 Italia GT3	GTC	Johnny LAURSEN	273.0	3	Free Practice 1
62 AF Corse	Ferrari F458 Italia GT3	GTC	Yannick MALLEGOL	273.0	11	Free Practice 1
24 Sebastien Loeb Racing	Oreca 03 - Nissan	LMP2	Vincent CAPILLAIRE	272.3	23	Free Practice 1
36 Signatech Alpine	Alpine A450 - Nissan	LMP2	Nelson PANCIATICI	272.3	32	Free Practice 1
85 Gulf Racing UK	Aston Martin Vantage V8	LMGTE	Daniel BROWN	272.3	32	Free Practice 1
57 SMP Racing	Ferrari F458 Italia GT3	GTC	Maurizio MEDIANI	272.3	12	Free Practice 1
94 AF Corse	Ferrari F458 Italia GT3	GTC	Thomas FLOHR	272.3	9	Free Practice 1
34 Race Performance	Oreca 03 - Judd	LMP2	Franck MAILLEUX	271.6	17	Free Practice 1
98 ART Grand Prix	McLaren MP4 12C GT3	GTC	Kevin KORJUS	270.9	8	Free Practice 1
48 Murphy Prototypes	Oreca 03 - Nissan	LMP2	Rodolfo GONZALEZ	270.2	15	Free Practice 1
75 Prospeed Competition	Porsche GT3 R	GTC	Maxime SOULET	270.2	7	Free Practice 1
93 Pro GT by Almeras	Porsche 997 GT3R	GTC	Franck PERERA	269.5	12	Free Practice 1
41 Greaves Motorsport	Zytek Z11SN - Nissan	LMP2	Matthew MCMURRY	268.9	30	Free Practice 1
99 ART Grand Prix	McLaren MP4 12C GT3	GTC	Alex BRUNDLE	268.2	4	Free Practice 1
38 Jota Sport	Zytek Z11SN - Nissan	LMP2	Filipe ALBUQUERQUE	267.5	6	Free Practice 1
78 Team Russia by Barwell	BMW Z4 GT3	GTC	Jonathan COCKER	265.5	7	Free Practice 1
81 Kessel Racing	Ferrari F458 Italia	LMGTE	Matteo CRESSONI	154.1	2	Free Practice 1





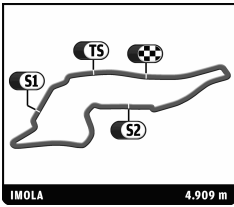
## EUROPEAN LE MANS SERIES

### 4 HOURS OF IMOLA

#### Free Practice 1

#### Fastest Lap Sequence

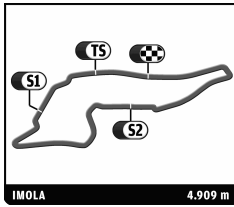
Practice Time	Team	Car	Class	Driver	Time	Kph	Lap
3:50.195	46 Thiriet by TDS Racing	Morgan - Nissan	LMP2	Ludovic BADEY	1:43.495	170.8	2
5:31.985	46 Thiriet by TDS Racing	Morgan - Nissan	LMP2	Ludovic BADEY	1:41.790	173.6	3
8:25.295	43 Newblood by Morand Racing	Morgan - Judd	LMP2	Gary HIRSCH	1:40.199	176.4	4
9:14.003	36 Signatech Alpine	Alpine A450 - Nissan	LMP2	Oliver WEBB	1:39.156	178.2	4
10:04.238	43 Newblood by Morand Racing	Morgan - Judd	LMP2	Gary HIRSCH	1:38.943	178.6	5
10:52.512	36 Signatech Alpine	Alpine A450 - Nissan	LMP2	Oliver WEBB	1:38.509	179.4	5
12:22.895	38 Jota Sport	Zytek Z11SN - Nissan	LMP2	Filipe ALBUQUERQUE	1:38.454	179.5	5
15:43.189	38 Jota Sport	Zytek Z11SN - Nissan	LMP2	Filipe ALBUQUERQUE	1:37.833	180.6	7
25:20.040	46 Thiriet by TDS Racing	Morgan - Nissan	LMP2	Ludovic BADEY	1:37.566	181.1	13
29:12.123	48 Murphy Prototypes	Oreca 03 - Nissan	LMP2	Rodolfo GONZALEZ	1:36.723	182.7	9
34:02.615	48 Murphy Prototypes	Oreca 03 - Nissan	LMP2	Rodolfo GONZALEZ	1:36.337	183.4	12



**EUROPEAN LE MANS SERIES**  
**4 HOURS OF IMOLA**  
**Free Practice 1**  
**Sector Analysis**

■ Personal Best    
 ■ Session Best    
■ Crossing the finish line in pit lane

Lap	D	Time	Sector 1	Sector 2	Sector 3	T. Spd	Elapsed	Lap	D	Time	Sector 1	Sector 2	Sector 3	T. Spd	Elapsed
<b>24</b> <b>Sebastian Loeb Racing</b> <span style="float: right;">Oreca 03 - Nissan</span> 1.Vincent CAPILLAIRE <span style="float: right;">LMP2</span> 2.Jan CHAROUZ								20 2 1:41.900 22.970 41.311 37.619 272.3 40:29.121 21 2 4:05.851 <b>B</b> 20.533 41.320 3:03.998 270.2 44:34.972 22 3 2:11.792 43.863 48.326 39.603 152.6 46:46.764 23 3 1:45.639 21.714 43.963 39.962 269.5 48:32.403 24 3 1:45.727 21.869 45.077 38.781 268.9 50:18.130 25 3 1:46.432 22.386 44.394 39.652 268.9 52:04.562 26 3 1:46.233 22.917 45.143 38.173 257.1 53:50.795 27 3 1:40.788 21.272 42.192 37.324 270.2 55:31.583 28 3 1:40.550 21.079 42.192 37.279 269.5 57:12.133 29 3 7:26.298 <b>B</b> 22.299 48.034 6:15.965 239.2 1:04:38.431 30 3 2:33.128 50.615 59.035 43.478 165.2 1:07:11.559 31 3 1:44.967 21.676 44.517 38.774 265.5 1:08:56.526 32 3 1:39.937 21.126 41.977 36.834 268.9 1:10:36.463 33 3 1:52.041 21.983 51.162 38.896 249.3 1:12:28.504 34 3 3:48.789 <b>B</b> 26.343 46.080 2:36.366 244.1 1:16:17.293 35 1 1:55.896 36.820 41.692 37.384 186.3 1:18:13.189 36 1 1:39.618 21.715 41.395 36.508 273.0 1:19:52.807 37 1 1:38.502 20.772 41.361 <b>36.369</b> 272.3 1:21:31.309 38 1 <b>1:37.638</b> 20.581 <b>40.430</b> 36.627 269.5 1:23:08.947							
<b>29</b> <b>Pegasus Racing</b> <span style="float: right;">Morgan - Nissan</span> 1.Julien SCHELL <span style="float: right;">LMP2</span> 2.Nicolas LEUTWILER 3.Jonathan COLEMAN								<b>34</b> <b>Race Performance</b> <span style="float: right;">Oreca 03 - Judd</span> 1.Michel FREY <span style="float: right;">LMP2</span> 2.Franck MAILLEUX							
1	1	2:01.726 <b>B</b>					2:01.726	1	1	2:06.379	37.643	48.075	40.661	171.6	2:06.379
2	1	2:35.196	1:10.237	46.080	38.879	168.6	4:36.922	2	1	5:59.525 <b>B</b>	21.815	44.549	4:53.161	261.6	8:05.904
3	1	1:42.203	22.100	42.794	37.309	264.2	6:19.125	3	1	1:57.843	37.466	42.401	37.976	183.4	10:03.747
4	1	1:41.937	21.116	43.240	37.581	268.9	8:01.062	4	1	1:40.278	21.370	41.538	37.370	263.5	11:44.025
5	1	1:42.644	21.669	43.508	37.467	266.8	9:43.706	5	1	1:42.046	20.965	42.876	38.205	266.8	13:26.071
6	1	1:40.035	20.964	42.047	37.024	266.2	11:23.741	6	1	1:39.079	21.049	41.327	36.703	264.8	15:05.150
7	1	4:08.740 <b>B</b>	22.117	42.866	3:03.757	271.6	15:32.481	7	1	1:39.536	21.063	41.673	36.800	265.5	16:44.686
8	2	2:04.481	42.435	43.730	38.316	161.6	17:36.962	8	1	1:41.722	23.164	42.031	36.527	268.9	18:26.408
9	2	1:43.078	23.827	42.156	37.095	260.3	19:20.040	9	1	1:40.474	21.766	42.186	36.522	268.2	20:06.882
10	2	1:41.911	22.040	42.670	37.201	265.5	21:01.951	10	1	1:38.360	20.820	41.072	36.468	264.8	21:45.242
11	2	1:39.658	21.015	41.741	36.902	270.2	22:41.609	11	1	5:51.320 <b>B</b>	20.857	41.252	4:49.211	264.2	27:36.562
12	2	1:40.996	20.621	43.030	37.345	271.6	24:22.605	12	2	2:03.686	39.695	44.792	39.199	157.8	29:40.248
13	2	4:04.548 <b>B</b>	20.752	45.012	2:58.784	273.0	28:27.153	13	2	1:41.255	21.420	41.908	37.927	264.8	31:21.503
14	2	1:56.234	36.033	42.864	37.337	188.3	30:23.387	14	2	1:38.933	20.887	40.781	37.265	264.2	33:00.436
15	2	1:43.219	22.604	42.106	38.509	269.5	32:06.606	15	2	1:40.243	21.687	41.406	37.150	267.5	34:40.679
16	2	1:40.588	20.769	42.887	36.932	272.3	33:47.194	16	2	1:42.978	24.413	40.860	37.705	266.8	36:23.657
17	2	1:39.279	20.609	41.918	36.752	270.9	35:26.473	17	2	1:40.527	20.916	42.007	37.604	271.6	38:04.184
18	2	1:39.174	20.947	41.435	36.792	271.6	37:05.647	18	2	10:10.879 <b>B</b>	21.614	40.628	9:08.637	266.8	48:15.063
19	2	1:41.574	21.466	42.154	37.954	273.7	38:47.221	19	2	1:56.395	36.315	42.018	38.062	190.7	50:11.458
								20	2	1:38.359	20.598	<b>40.445</b>	37.316	266.2	51:49.817
								21	2	1:42.357	21.685	41.884	38.788	266.2	53:32.174
								22	2	1:39.723	20.542	42.235	36.946	267.5	55:11.897
								23	2	<b>1:37.790</b>	<b>20.436</b>	<b>41.015</b>	<b>36.339</b>	268.2	56:49.687
								24	2	4:19.782 <b>B</b>	22.053	48.099	3:09.630	267.5	1:01:09.469
								25	1	4:40.576	3:20.126	43.564	36.886	179.4	1:05:50.045
								26	1	1:39.816	21.009	42.375	36.432	264.8	1:07:29.861
								27	1	3:38.318 <b>B</b>	20.850	47.857	2:29.611	264.8	1:11:08.179
								28	1	3:09.675 <b>B</b>	36.186	41.625	1:51.864	193.1	1:14:17.854
								29	1	1:54.203	34.870	42.809	36.524	193.1	1:16:12.057
								30	1	1:40.980	20.772	43.409	36.799	266.8	1:17:53.037
								31	1	1:38.547	20.798	41.356	36.393	268.2	1:19:31.584
								32	1	1:41.313	20.694	43.471	37.148	268.9	1:21:12.897
								33	1	1:40.511	21.868	42.196	36.447	268.9	1:22:53.408



# EUROPEAN LE MANS SERIES

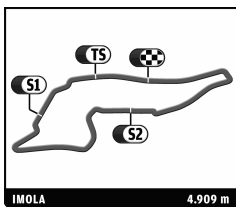
## 4 HOURS OF IMOLA

### Free Practice 1

#### Sector Analysis

■ Personal Best    
 ■ Session Best    
 ■ Crossing the finish line in pit lane

Lap	D	Time	Sector 1	Sector 2	Sector 3	T. Spd	Elapsed	Lap	D	Time	Sector 1	Sector 2	Sector 3	T. Spd	Elapsed
<b>36</b>	<b>Signatech Alpine</b> 1. Paul-Loup CHATIN 2. Nelson PANCIATICI 3. Oliver WEBB Alpine A450 - Nissan LMP2							13	3	1:42.162	21.246	43.047	37.869	265.5	33:14.008
	2	3	1:37.048	20.798	40.080	36.170	264.8	34:51.056							
	3	3	3:25.066 B	20.643	41.726	2:22.697	264.8	38:16.122							
	4	3	1:59.923	37.537	43.578	38.808	186.0	40:16.045							
	5	3	1:42.251	21.036	43.920	37.295	266.2	42:02.945							
	6	3	1:39.156	20.660	41.800	36.696	266.2	43:45.182							
	7	3	1:38.509	20.706	41.160	36.643	268.9	45:26.642							
	8	3	4:06.728 B	20.760	43.358	3:02.610	266.2	47:07.464							
	9	3	1:59.178	38.353	43.706	37.119	173.5	48:46.768							
	10	3	1:42.747	22.032	43.350	37.365	269.5	50:26.950							
	11	3	1:41.127	20.643	43.344	37.140	268.2	52:07.014							
	12	3	1:41.127	20.643	43.344	37.140	268.2	53:49.888							
	13	3	1:39.574	20.634	42.088	36.852	268.2	55:28.232							
	14	3	1:41.343	20.607	43.064	37.672	269.5	57:08.705							
	15	3	1:38.257	20.677	40.804	36.776	266.8	1:04:09.935							
	16	3	1:37.758	20.827	40.536	36.395	267.5	1:06:37.118							
<b>41</b>	<b>Greaves Motorsport</b> 1. Tom KIMBER-SMITH 2. Matthew MCMURRY Zytek Z11SN - Nissan LMP2							14	3	1:43.210	22.648	42.962	37.600	266.8	1:08:20.328
	15	3	5:21.321 B	20.531	40.767	4:20.023	269.5	1:10:00.058							
	16	1	2:00.298	36.733	44.261	39.304	190.0	1:11:40.002							
	17	1	1:40.702	21.030	41.449	38.223	266.2	1:13:18.526							
	18	1	1:39.588	20.902	41.959	36.727	266.2	1:14:56.198							
	19	1	1:38.952	21.048	41.275	36.629	268.9	1:16:32.989							
	20	1	1:41.767	21.118	42.678	37.971	266.8	1:18:12.025							
	21	1	1:41.835	21.645	43.500	36.690	270.2	1:19:50.156							
	22	1	1:40.693	20.876	40.941	38.876	266.2	1:21:28.380							
	23	1	1:38.683	20.453	41.790	36.440	268.2	1:24:01.148							
	24	1	1:38.254	20.521	41.471	36.262	266.8								
	25	1	1:38.887	20.437	40.526	37.924	266.8								
	26	1	2:55.230 B	20.395	41.663	1:53.172	266.8								
	27	2	2:00.985	42.389	41.304	37.292	186.6								
	28	2	1:40.347	20.852	41.810	37.685	268.9								
	29	2	5:54.959 B	25.319	51.362	4:38.278	235.5								
<b>38</b>	<b>Jota Sport</b> 1. Simon DOLAN 2. Harry TINCKNELL 3. Filipe ALBUQUERQUE Zytek Z11SN - Nissan LMP2							30	2	2:57.779	1:36.483	44.474	36.822	162.6	1:06:27.911
	31	2	1:38.774	21.395	40.130	37.249	265.5	1:08:06.685							
	32	2	1:38.415	21.973	40.210	36.232	272.3	1:09:45.100							
	33	2	1:38.462	20.582	40.227	37.653	268.9	1:11:23.562							
	34	2	2:57.473 B	22.589	43.018	1:51.866	268.2	1:14:21.035							
	35	2	1:57.344	37.353	41.012	38.979	171.6	1:16:18.379							
	36	2	1:36.693	20.184	40.037	36.472	268.2	1:17:55.072							
	37	2	1:36.970	20.590	39.674	36.706	269.5	1:19:32.042							
	38	2	1:39.933	20.572	41.540	37.821	270.9	1:21:11.975							
	39	2	1:38.872	20.363	42.440	36.069	268.9	1:22:50.847							
	40	2													
	41	2													
	42	2													
	43	2													
	44	2													
	45	2													



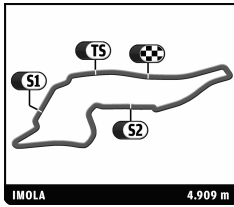
EUROPEAN LE MANS SERIES

4 HOURS OF IMOLA

Free Practice 1

Sector Analysis

							<span style="color: green;">■</span> Personal Best <span style="color: purple;">■</span> Session Best <span style="color: blue;">■</span> Crossing the finish line in pit lane								
Lap	D	Time	Sector 1	Sector 2	Sector 3	T. Spd	Elapsed	Lap	D	Time	Sector 1	Sector 2	Sector 3	T. Spd	Elapsed
29	2	1:42.377	22.565	42.504	37.308	255.3	1:14:02.066	13	2	1:37.566	20.470	40.416	36.680	268.9	25:20.040
30	2	2:56.742 <b>B</b>	21.688	46.988	1:48.066	268.9	1:16:58.808	14	2	1:38.156	20.610	40.848	36.698	270.2	26:58.196
31	1	1:55.099	36.360	41.620	37.119	190.0	1:18:53.907	15	2	1:38.072	20.592	40.810	36.670	271.6	28:36.268
32	1	1:39.392	20.726	42.061	36.605	264.2	1:20:33.299	16	2	4:51.095 <b>B</b>	20.632	41.642	3:48.821	271.6	33:27.363
33	1	1:39.790	21.985	41.656	36.149	265.5	1:22:13.089	17	2	1:55.809	35.500	43.145	37.164	190.3	35:23.172
34	1	1:40.472	21.459	42.662	36.351	264.8	1:23:53.561	18	2	1:38.708	20.420	41.932	36.356	272.3	37:01.880
<b>43</b>		<b>Newblood by Morand Racing</b> 1. Christian KLIENT 2. Gary HIRSCH 3. Romain BRANDELA					Morgan - Judd LMP2								
1	2	3:13.319	1:24.220	56.898	52.201	171.6	3:13.319	22	2	2:54.708 <b>B</b>	20.548	41.905	1:52.255	271.6	44:57.700
2	2	1:47.687	23.150	44.590	39.947	257.8	5:01.006	23	1	2:02.226	41.643	42.920	37.663	188.3	46:59.926
3	2	1:44.090	21.128	45.393	37.569	269.5	6:45.096	24	1	1:39.503	20.976	41.409	37.118	272.3	48:39.429
4	2	1:40.199	20.665	42.567	36.967	270.9	8:25.295	25	1	1:39.329	21.142	41.679	36.508	271.6	50:18.758
5	2	1:38.943	20.539	41.486	36.918	271.6	10:04.238	26	1	1:39.663	21.506	41.654	36.503	275.1	51:58.421
6	2	10:48.827 <b>B</b>	21.274	42.199	9:45.354	273.0	20:53.065	27	1	1:40.796	23.167	41.204	36.425	266.2	53:39.217
7	2	1:58.110	37.939	43.003	37.168	181.2	22:51.175	28	1	1:40.900	20.731	41.131	39.038	273.7	55:20.117
8	2	1:38.631	20.702	40.713	37.216	269.5	24:29.806	29	1	1:38.437	21.570	40.636	36.231	274.4	56:58.554
9	2	1:40.165	21.170	41.720	37.275	273.0	26:09.971	30	1	4:29.947 <b>B</b>	21.498	44.530	3:23.919	267.5	1:01:28.501
10	2	1:42.245	23.374	41.978	36.893	274.4	27:52.216	31	1	4:22.641	3:02.451	43.201	36.989	167.2	1:05:51.142
11	2	1:42.199	21.603	42.644	37.952	275.1	29:34.415	32	1	1:42.006	20.710	43.715	37.581	269.5	1:07:33.148
12	2	1:39.841	20.535	41.192	38.114	272.3	31:14.256	33	1	1:36.963	20.527	40.466	35.970	270.9	1:09:10.111
13	2	6:34.923 <b>B</b>	20.417	40.486	5:34.020	271.6	37:49.179	34	1	7:36.483 <b>B</b>	3:43.288	44.458	3:08.737	272.3	1:16:46.594
14	3	2:01.008	38.402	44.117	38.489	160.4	39:50.187	35	3	2:01.667	38.261	45.543	37.863	191.4	1:18:48.261
15	3	1:41.086	21.590	42.534	36.962	266.2	41:31.273	36	3	2:52.673 <b>B</b>	21.581	42.443	1:48.649	270.9	1:21:40.934
16	3	1:40.352	21.387	42.033	36.932	268.9	43:11.625	37	3	1:56.320	36.232	42.522	37.566	192.0	1:23:37.254
17	3	1:40.195	20.944	41.912	37.339	270.2	44:51.820	38	3	2:40.976 <b>B</b>	21.162	46.238	1:33.576	271.6	1:26:18.230
18	3	1:48.373	26.548	43.371	38.454	250.5	46:40.193	<b>48</b> <b>Murphy Prototypes</b> 1. Rodolfo GONZALEZ 2. Karun CHANDHOK 3. Nathanael BERTHON Oreca 03 - Nissan LMP2							
19	3	1:41.016	22.064	42.033	36.919	273.0	48:21.209								
20	3	1:42.296	21.964	42.560	37.772	273.0	50:03.505								
21	3	1:39.531	21.081	41.857	36.593	270.2	51:43.036								
22	3	4:52.228 <b>B</b>	1:51.078	44.569	2:16.581	272.3	56:35.264								
23	1	6:14.133 <b>B</b>	39.507	47.874	4:46.752	161.9	1:02:49.397								
24	1	3:26.292	2:04.689	44.079	37.524	187.6	1:06:15.689								
25	1	1:39.493	22.181	40.838	36.474	271.6	1:07:55.182								
26	1	1:40.078	20.598	42.057	37.423	270.9	1:09:35.260								
27	1	1:40.736	22.018	42.258	36.460	240.8	1:11:15.996								
28	1	1:37.565	21.142	40.370	36.053	270.9	1:12:53.561								
29	1	3:55.214 <b>B</b>	20.434	42.904	2:51.876	273.0	1:16:48.775								
30	1	1:55.087	36.221	42.679	36.187	191.7	1:18:43.862								
31	1	1:39.203	20.817	42.066	36.320	272.3	1:20:23.065								
32	1	1:40.352	22.245	41.906	36.201	269.5	1:22:03.417								
33	1	1:38.708	21.612	40.980	36.116	255.3	1:23:42.125								
<b>46</b>		<b>Thiriet by TDS Racing</b> 1. Pierre THIRIET 2. Ludovic BADEY 3. Tristan GOMMENDY					Morgan - Nissan LMP2								
1	2	2:06.700	38.953	47.108	40.639	173.0	2:06.700								
2	2	1:43.495	21.887	43.428	38.180	265.5	3:50.195								
3	2	1:41.790	20.911	42.507	38.372	269.5	5:31.985								
4	2	1:42.251	21.136	43.102	38.013	269.5	7:14.236								
5	2	1:46.084	21.348	46.985	37.751	270.2	9:00.320								
6	2	1:39.566	20.791	41.333	37.442	270.2	10:39.886								
7	2	1:39.797	20.761	41.483	37.553	270.9	12:19.683								
8	2	4:22.282 <b>B</b>	20.875	43.126	3:18.281	272.3	16:41.965								
9	2	1:57.426	37.943	42.563	36.920	182.5	18:39.391								
10	2	1:41.028	20.472	43.019	37.537	269.5	20:20.419								
11	2	1:40.989	20.926	41.793	38.270	268.9	22:01.408								
12	2	1:41.066	20.707	43.279	37.080	272.3	23:42.474								
13	1	1:37.402	20.534	40.596	36.272	266.8	34:02.615								
14	1	1:36.337	20.412	40.083	35.842	266.8	35:38.952								
15	1	5:00.167 <b>B</b>	22.317	41.175	3:56.675	270.2	39:02.782								
16	1	2:00.332	38.640	43.868	37.824	184.7	41:03.114								
17	1	1:40.590	21.140	42.344	37.106	267.5	42:43.704								
18	1	1:43.329	21.851	42.414	39.064	268.9	44:27.033								
19	1	1:42.205	22.832	41.792	37.581	266.8	46:09.238								
20	1	1:40.070	20.667	41.434	37.969	268.9	47:49.308								
21	1	1:38.220	20.897	40.789	36.534	267.5	49:27.528								
22	1	1:37.886	20.739	40.550	36.597	266.2	51:05.414								
23	1	1:40.558	20.722	41.829	38.007	268.2	52:45.972								
24	1	1:40.381	21.096	41.774	37.511	268.2	54:26.353								
25	1	1:39.957	21.325	42.273	36.359	269.5	56:06.310								
26	1	1:37.207	20.863	40.194	36.150	266.2	57:43.517								
27	1	7:47.284 <b>B</b>	29.904	46.912	6:30.468	139.4	1:05:30.801								
28	3	2:06.110	39.973	46.678	39.459	164.7	1:07:36.911								



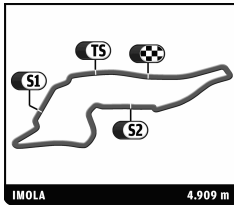
## EUROPEAN LE MANS SERIES

### 4 HOURS OF IMOLA

#### Free Practice 1

#### Sector Analysis

								<span style="color: green;">■</span> Personal Best <span style="color: purple;">■</span> Session Best <span style="color: blue;">■</span> Crossing the finish line in pit lane							
Lap	D	Time	Sector 1	Sector 2	Sector 3	T. Spd	Elapsed	Lap	D	Time	Sector 1	Sector 2	Sector 3	T. Spd	Elapsed
29	3	1:39.844	21.188	41.665	36.991	264.8	1:09:16.755	7	2	1:43.204	21.468	43.307	38.429	276.6	31:25.057
30	3	1:38.395	20.699	40.660	37.036	265.5	1:10:55.150	8	2	<span style="color: green;">1:42.785</span>	<span style="color: green;">21.295</span>	43.423	38.067	276.6	33:07.842
31	3	1:39.917	21.561	41.865	36.491	266.2	1:12:35.067	9	2	2:00.026 <span style="color: blue;">B</span>	21.324	<span style="color: green;">42.976</span>	55.726	275.8	35:07.868
32	3	1:39.316	20.837	42.195	36.284	266.8	1:14:14.383	10	1	3:40.418	2:04.182	53.188	43.048	141.6	38:48.286
33	3	1:38.875	21.230	40.581	37.064	268.9	1:15:53.258	11	1	1:53.464	24.709	48.083	40.672	207.8	40:41.750
34	3	1:39.756	20.625	42.094	37.037	267.5	1:17:33.014	12	1	1:51.537	22.868	46.976	41.693	266.8	42:33.287
35	3	1:37.221	20.604	40.144	36.473	266.8	1:19:10.235	13	1	1:53.121	23.698	48.381	41.042	238.7	44:26.408
36	3	1:38.541	20.574	41.414	36.553	267.5	1:20:48.776	14	1	1:49.919	23.736	46.440	39.743	253.5	46:16.327
37	3	1:40.164	21.933	41.703	36.528	259.0	1:22:28.940	15	1	1:48.978	22.300	47.205	39.473	275.1	48:05.305
<b>54</b>	<b>AF Corse</b>		3. Michael LYONS			Ferrari F458 Italia LMGT2									
	1. Piergiuseppe PERAZZINI														
	2. Marco CIOCI														
1	2	2:58.960 <span style="color: blue;">B</span>	1:03.524	48.688	1:06.748	138.8	2:58.960	16	1	1:46.935	22.355	45.232	39.348	273.7	49:52.240
2	2	3:34.999	2:06.695	45.361	42.943	177.0	6:33.959	17	1	1:46.216	22.143	45.083	38.990	274.4	51:38.456
3	2	1:43.963	22.030	43.927	38.006	271.6	8:17.922	18	1	1:47.102	22.297	45.071	39.734	274.4	53:25.558
4	2	2:03.767 <span style="color: blue;">B</span>	21.658	43.889	58.220	273.7	10:21.689	19	1	2:13.961 <span style="color: blue;">B</span>	22.757	51.526	59.678	246.4	55:39.519
5	2	4:17.016	2:54.767	44.195	38.054	183.1	14:38.705	20	1	11:33.969	...	45.630	39.825	173.8	1:07:13.488
6	2	1:42.874	21.606	43.318	37.950	273.7	16:21.579	21	1	1:46.648	22.054	45.596	38.998	270.2	1:09:00.136
7	2	1:42.778	21.519	<span style="color: green;">43.179</span>	38.080	273.7	18:04.357	22	1	1:46.489	22.019	44.196	40.274	271.6	1:10:46.625
8	2	<span style="color: green;">1:42.722</span>	21.464	43.330	<span style="color: green;">37.928</span>	274.4	19:47.079	23	1	2:04.917 <span style="color: blue;">B</span>	23.298	44.613	57.006	236.0	1:12:51.542
9	2	2:10.549 <span style="color: blue;">B</span>	23.812	45.404	1:01.333	273.0	21:57.628	24	3	3:20.577	1:53.388	47.421	39.768	183.4	1:16:12.119
10	1	3:37.307	2:11.350	46.804	39.153	160.4	25:34.935	25	3	1:44.895	21.766	44.601	38.528	266.2	1:17:57.014
11	1	1:45.326	21.979	44.700	38.647	274.4	27:20.261	26	3	1:43.201	22.103	43.465	<span style="color: green;">37.633</span>	278.0	1:19:40.215
12	1	1:44.492	21.903	44.310	38.279	273.0	29:04.753	27	3	5:51.197 <span style="color: blue;">B</span>	3:35.512	55.679	1:20.006	277.3	1:25:31.412
13	1	2:09.103 <span style="color: blue;">B</span>	21.844	49.732	57.527	272.3	31:13.856								
14	1	4:30.128	3:02.249	48.784	39.095	175.5	35:43.984								
15	1	1:47.300	22.119	45.766	39.415	275.1	37:31.284								
16	1	1:46.519	21.976	46.432	38.111	273.7	39:17.803								
17	1	1:44.366	22.112	44.136	38.118	272.3	41:02.169								
18	1	1:44.627	21.668	44.667	38.292	275.1	42:46.796								
19	1	1:47.383	21.943	43.895	41.545	276.6	44:34.179								
20	1	1:44.566	22.542	43.793	38.231	274.4	46:18.745								
21	1	1:43.115	21.559	43.611	37.945	276.6	48:01.860								
22	1	2:01.226 <span style="color: blue;">B</span>	21.753	44.487	54.986	274.4	50:03.086								
23	3	3:54.977	2:21.893	51.700	41.384	112.3	53:58.063								
24	3	1:46.904	22.124	45.483	39.297	275.8	55:44.967								
25	3	1:45.552	22.814	44.275	38.463	257.8	57:30.519								
26	3	2:17.823 <span style="color: blue;">B</span>	22.121	45.525	1:10.177	274.4	59:48.342								
27	3	6:51.415	5:22.319	46.713	42.383	178.8	1:06:39.757								
28	3	1:47.216	21.822	46.297	39.097	275.1	1:08:26.973								
29	3	1:44.292	21.816	44.021	38.455	276.6	1:10:11.265								
30	3	1:44.821	22.138	44.569	38.114	275.1	1:11:56.086								
31	3	1:45.167	22.043	45.044	38.080	257.8	1:13:41.253								
32	3	1:43.793	21.424	44.073	38.296	277.3	1:15:25.046								
33	3	1:42.918	21.424	43.521	37.973	275.1	1:17:07.964								
34	3	1:43.851	21.456	43.675	38.720	275.8	1:18:51.815								
35	3	1:59.663 <span style="color: blue;">B</span>	<span style="color: green;">21.302</span>	43.465	54.896	275.8	1:20:51.478								
36	2	4:28.871 <span style="color: blue;">B</span>	2:13.887	51.371	1:23.613	180.3	1:25:20.349								
<b>55</b>	<b>AF Corse</b>		3. Mirko VENTURI			Ferrari F458 Italia LMGT2									
	1. Duncan CAMERON														
	2. Matt GRIFFIN														
1	2	2:55.394 <span style="color: blue;">B</span>	35.649	52.938	1:26.807	155.3	2:55.394	5	3	2:01.176 <span style="color: blue;">B</span>	<span style="color: green;">21.341</span>	43.529	56.306	274.4	51:11.607
2	2	11:42.143 <span style="color: blue;">B</span>	9:43.302	54.195	1:04.646	160.7	14:37.537	6	2	3:41.733	2:14.574	47.243	39.916	150.6	54:53.340
3	2	9:49.391	8:21.702	47.954	39.735	142.7	24:26.928	7	2	1:46.549	22.095	45.432	39.022	275.1	56:39.889
4	2	1:45.771	22.452	44.859	38.460	266.2	26:12.699	8	2	2:09.568 <span style="color: blue;">B</span>	21.817	45.190	1:02.561	276.6	58:49.457
5	2	1:45.426	21.692	44.467	39.267	277.3	27:58.125	9	2	7:16.532	5:50.065	46.463	40.004	173.8	1:06:05.989
6	2	1:43.728	21.564	43.656	38.508	276.6	29:41.853	10	2	1:45.504	21.806	44.603	39.095	275.1	1:07:51.493
7	2	1:42.367	21.493	<span style="color: green;">43.147</span>	37.727	275.8	49:10.431	11	2	1:44.919	21.801	44.387	38.731	274.4	1:09:36.412
8	3	2:01.176 <span style="color: blue;">B</span>	<span style="color: green;">21.341</span>	43.529	56.306	274.4	51:11.607	12	2	1:45.497	21.817	45.124	38.556	277.3	1:11:21.909
9	2	3:41.733	2:14.574	47.243	39.916	150.6	54:53.340								
10	2	1:46.549	22.095	45.432	39.022	275.1	56:39.889								
11	2	2:09.568 <span style="color: blue;">B</span>	21.817	45.190	1:02.561	276.6	58:49.457								
12	2	7:16.532	5:50.065	46.463	40.004	173.8	1:06:05.989								
13	2	1:45.504	21.806	44.603	39.095	275.1	1:07:51.493								
14	2	1:44.919	21.801	44.387	38.731	274.4	1:09:36.412								
15	2	1:45.497	21.817	45.124	38.556	277.3	1:11:21.909								



## EUROPEAN LE MANS SERIES

### 4 HOURS OF IMOLA

#### Free Practice 1

#### Sector Analysis

■ Personal Best   
 ■ Session Best   
 ■ Crossing the finish line in pit lane

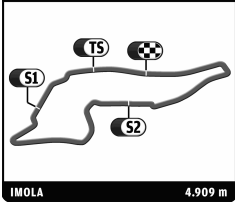
Lap	D	Time	Sector 1	Sector 2	Sector 3	T. Spd	Elapsed	Lap	D	Time	Sector 1	Sector 2	Sector 3	T. Spd	Elapsed
34	2	2:08.529B	24.542	45.337	58.650	194.5	1:13:30.438	15	2	1:44.432	21.992	44.303	38.137	273.7	31:30.449
35	2	2:58.047	1:33.275	45.852	38.920	167.5	1:16:28.485	16	2	4:19.452B	21.846	46.610	3:10.996	274.4	35:49.901
36	2	1:44.622	21.723	44.206	38.693	279.5	1:18:13.107	17	3	2:13.408	43.564	49.425	40.419	163.1	38:03.309
37	2	1:51.226	22.504	45.631	43.091	273.7	1:20:04.333	18	3	1:47.655	22.594	45.412	39.649	260.3	39:50.964
38	2	1:44.976	21.739	44.539	38.698	277.3	1:21:49.309	19	3	1:45.531	21.939	44.415	39.177	261.6	41:36.495
39	2	1:45.086	21.764	45.060	38.262	275.8	1:23:34.395	20	3	1:46.854	24.149	44.175	38.530	272.3	43:23.349
40	2	2:38.942B	22.484	47.458	1:29.000	242.5	1:26:13.337	21	3	1:43.473	21.449	43.647	38.377	274.4	45:06.822

57		SMP Racing		Ferrari F458 Italia GT3	
		1. Boris ROTENBERG		3. Maurizio MEDIANI	
		2. Mika SALO		GTC	
1	1	2:51.041B			2:51.041
2	3	4:49.392B	48.824	58.121	3:02.447
3	3	2:14.073	41.483	51.565	41.025
4	3	1:46.395	22.465	45.063	38.867
5	3	1:46.218	22.099	44.453	39.666
6	3	1:45.093	22.077	44.593	38.423
7	3	1:45.007	21.855	44.789	38.363
8	3	6:12.630B	22.860	48.961	5:00.809
9	3	2:03.157	38.456	45.903	38.798
10	3	1:45.348	22.186	44.784	38.378
11	3	1:45.559	22.061	45.112	38.386
12	3	1:44.359	21.751	44.374	38.234
13	3	5:18.071B	27.360	48.307	4:02.404
14	1	2:37.325	48.606	1:03.065	45.654
15	1	2:06.690	26.905	54.628	45.157
16	1	2:02.724	26.268	53.058	43.398
17	1	2:02.858	23.782	54.382	44.694
18	1	2:00.071	27.710	50.376	41.985
19	1	1:57.825	23.685	51.213	42.927
20	1	1:57.115	24.215	50.669	42.231
21	1	1:57.895	23.798	52.487	41.610
22	1	4:44.559B	25.027	50.840	3:28.692
23	1	7:13.691B	44.473	53.112	5:36.106
24	1	2:28.857	57.308	49.955	41.594
25	1	1:55.751	23.919	49.884	41.948
26	1	1:55.220	23.538	50.162	41.520
27	1	1:56.646	25.229	49.106	42.311
28	1	5:56.149B	23.830	49.999	4:42.320
29	2	2:14.221	41.735	50.874	41.612
30	2	1:49.742	24.151	46.368	39.223

58		Team Sofrev-ASP		Ferrari F458 Italia	
		1. Fabien BARTHEZ		3. Soheil AYARI	
		2. Anthony PONS		LMGTE	
1	1	4:11.142	2:38.894	50.233	42.015
2	1	1:48.945	23.079	46.112	39.754
3	1	1:50.323	23.204	46.247	40.872
4	1	1:46.366	21.930	45.373	39.063
5	1	1:46.514	22.166	45.370	38.978
6	1	1:47.092	22.672	45.186	39.234
7	1	1:45.963	22.301	44.305	39.357
8	1	3:43.288B	22.909	44.952	2:35.427
9	2	2:11.741	41.100	50.140	40.501
10	2	1:50.097	23.330	47.377	39.390
11	2	1:46.900	22.900	45.296	38.704
12	2	1:46.775	22.608	45.570	38.597
13	2	1:45.817	21.798	45.378	38.641
14	2	1:45.054	22.312	44.367	38.375

59		Team Sofrev-ASP		Ferrari F458 Italia GT3	
		1. Christophe BOURRET		3. Jean-Philippe BELLOC	
		2. Pascal GIBON		GTC	
1	3	3:51.694B	49.202	56.478	2:06.014
2	3	2:12.537	39.558	49.046	43.933
3	3	1:49.580	22.945	47.254	39.381
4	3	1:46.571	22.143	45.440	38.988
5	3	1:46.149	21.848	44.376	39.925
6	3	5:54.581B	21.764	45.167	4:47.650
7	3	2:05.089	40.814	45.438	38.837
8	3	1:44.998	21.886	44.420	38.692
9	3	1:45.366	21.932	44.836	38.598
10	3	1:44.207	21.850	44.096	38.261
11	3	1:44.355	21.651	44.312	38.392
12	3	4:20.139B	21.958	45.383	3:12.798
13	1	2:09.817	40.275	48.228	41.314
14	1	1:48.104	22.482	46.162	39.460
15	1	1:47.716	22.610	46.123	38.983
16	1	1:47.736	22.185	45.926	39.625
17	1	1:47.346	22.011	45.694	39.641
18	1	1:49.665	22.942	47.203	39.520
19	1	1:49.731	23.188	46.616	39.927
20	1	1:46.769	22.625	45.350	38.794
21	1	3:39.740B	23.812	47.492	2:28.436
22	2	2:16.987	46.925	49.381	40.681
23	2	1:51.056	22.867	47.518	40.671
24	2	1:49.557	23.092	46.728	39.737
25	2	1:49.171	22.677	46.690	39.804
26	2	6:01.209B	22.897	47.954	4:50.358
27	2	3:34.960	2:04.043	49.436	41.481
28	2	1:52.311	24.353	47.024	40.934
29	2	1:50.127	23.137	46.463	40.527
30	2	1:51.303	23.200	46.506	41.597
31	2	1:49.554	23.095	46.302	40.157
32	2	3:41.494B	22.848	50.998	2:27.648
33	1	2:10.825	44.069	47.207	39.549
34	1	1:48.573	23.412	45.913	39.248
35	1	1:47.565	22.614	46.101	38.850





# EUROPEAN LE MANS SERIES

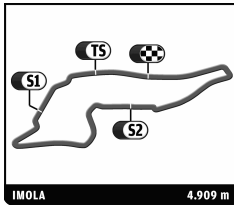
## 4 HOURS OF IMOLA

### Free Practice 1

#### Sector Analysis

■ Personal Best ■ Session Best ■ Crossing the finish line in pit lane

Lap	D	Time	Sector 1	Sector 2	Sector 3	T. Spd	Elapsed	Lap	D	Time	Sector 1	Sector 2	Sector 3	T. Spd	Elapsed
<b>60</b> Formula Racing Ferrari F458 Italia GT3 1.Johnny LAURSEN 3.Andrea PICCINI GTC 2.Mikkel MAC															
1	1	15:57.988	...	49.037	39.973	139.0	15:57.988	5	1	1:49.003	22.464	46.238	40.301	270.2	12:22.295
2	1	1:48.455	22.665	45.709	40.081	268.2	17:46.443	6	1	1:52.134	23.213	47.782	41.139	270.2	14:14.429
3	1	1:48.074	22.339	46.847	38.888	273.0	19:34.517	7	1	2:12.296B	22.720	47.022	1:02.554	269.5	16:26.725
4	1	2:41.282	22.149	45.297	1:33.836	271.6	22:15.799	8	2	4:14.294	2:46.570	47.551	40.173	164.9	20:41.019
5	1	2:11.051B	22.160	45.856	1:03.035	269.5	24:26.850	9	2	1:48.252	22.797	46.098	39.357	257.1	22:29.271
6	1	41:35.249	...	46.594	39.261	173.5	1:06:02.099	10	2	1:47.021	22.461	45.491	39.069	269.5	24:16.292
7	1	1:47.304	22.206	46.201	38.897	270.2	1:09:49.403	11	2	1:47.543	23.086	45.555	38.902	255.9	26:03.835
8	1	1:45.542	21.887	45.173	38.482	270.9	1:09:34.945	12	2	1:47.411	22.204	46.330	38.877	268.9	27:51.246
9	1	1:46.419	22.308	45.700	38.411	270.9	1:11:21.364	13	2	2:08.974B	23.961	45.544	59.469	265.5	30:00.220
10	1	2:06.640B	23.975	45.775	56.890	195.9	1:13:28.004	14	2	2:00.844	37.428	44.859	38.557	176.1	32:01.064
11	3	3:35.261	2:07.714	47.455	40.092	122.4	1:17:03.265	15	2	2:25.268B	22.246	44.695	1:18.327	270.2	34:26.332
12	3	1:48.508	22.938	46.158	39.412	255.3	1:18:51.773	16	1	2:53.080	1:26.272	46.408	40.400	167.5	37:19.412
13	3	1:45.998	22.542	44.894	38.562	259.7	1:20:37.771	17	1	1:48.307	22.608	46.398	39.301	270.2	39:07.719
14	3	1:45.885	22.499	44.790	38.596	254.1	1:22:23.656	18	1	1:48.563	22.236	46.130	40.197	270.9	40:56.282
15	3	2:30.070B	22.643	44.479	1:22.948	269.5	1:24:53.726	19	1	1:49.918	23.423	46.803	39.692	258.4	42:46.200
<b>62</b> AF Corse Ferrari F458 Italia GT3 1.Yannick MALLEGOL 3.Jean-Marc BACHELIER GTC 2.Howard BLANK															
1	2	3:01.355	1:17.970	54.966	48.419	145.3	3:01.355	24	1	2:07.951B	22.425	46.402	59.124	271.6	52:13.635
2	2	1:59.971	26.190	50.863	42.918	209.9	5:01.326	25	2	15:53.011	...	47.604	40.010	168.8	1:08:06.646
3	2	1:56.695	24.137	49.526	43.032	243.0	6:58.021	26	2	1:48.578	24.321	45.204	39.053	258.4	1:09:55.224
4	2	1:51.662	23.388	47.159	41.115	262.9	8:49.683	27	2	1:47.391	23.417	44.909	39.065	262.9	1:11:42.615
5	2	2:08.215B	22.754	46.252	59.209	270.2	10:57.898	28	2	1:45.027	22.036	44.485	38.506	273.0	1:13:27.642
6	1	5:58.208	4:22.049	53.500	42.659	134.4	16:56.106	29	2	1:45.455	21.961	44.935	38.559	272.3	1:15:13.097
7	1	1:57.772	24.121	51.498	42.153	258.4	18:53.878	30	2	3:09.275B	22.190	44.969	2:02.116	271.6	1:18:22.372
8	1	1:50.411	22.855	47.640	39.916	272.3	20:44.289	31	1	2:09.494	42.509	46.739	40.246	177.3	1:20:31.866
9	1	1:47.841	22.561	45.894	39.386	270.2	22:32.130	32	1	1:49.690	23.586	46.737	39.367	270.2	1:22:21.556
10	1	1:47.609	22.154	46.246	39.209	272.3	24:19.739	33	1	2:29.206B	22.647	45.379	1:21.180	271.6	1:24:50.762
11	1	1:49.443	22.248	47.110	40.085	273.0	26:09.182	<b>65</b> AF Corse Ferrari F458 Italia 1.Peter MANN 3.Raffaele GIAMMARIA LMGT2 2.Lorenzo CASÉ							
12	1	2:08.977B	22.821	46.295	59.861	260.3	28:18.159	1	3	4:32.129	3:04.490	47.472	40.167	148.7	4:32.129
13	3	8:09.716	6:28.832	55.873	45.011	166.2	36:27.875	2	3	1:44.111	21.679	43.950	38.482	273.0	6:16.240
14	3	1:54.868	23.711	49.298	41.859	259.7	38:22.743	3	3	1:44.685	22.816	43.946	37.923	274.4	8:00.925
15	3	1:52.591	23.816	48.085	40.690	251.1	40:15.334	4	3	1:49.499	21.539	47.462	40.498	274.4	9:50.424
16	3	1:56.034	23.885	50.854	41.295	268.2	42:11.368	5	3	1:42.539	21.540	43.155	37.844	274.4	11:32.963
17	3	1:54.116	23.068	49.105	41.943	267.5	44:05.484	6	3	2:03.800B	21.380	44.604	57.816	275.1	13:36.763
18	3	1:57.780	23.788	52.860	41.132	267.5	46:03.264	7	3	5:16.277	3:47.409	47.068	41.800	184.4	18:53.040
19	3	1:50.880	22.929	47.242	40.709	263.5	47:54.144	8	3	1:42.996	21.580	43.582	37.834	274.4	20:36.036
20	3	1:50.539	23.584	46.761	40.194	252.3	49:44.683	9	3	1:45.839	21.375	44.223	40.241	275.1	22:21.875
21	3	1:49.837	22.917	46.945	39.975	272.3	51:34.520	10	3	1:43.333	21.380	43.013	38.940	274.4	24:05.208
22	3	1:50.591	22.657	47.278	40.656	265.5	53:25.111	11	3	1:44.807	21.764	44.416	38.627	274.4	25:50.015
23	3	1:50.747	22.783	46.907	41.057	273.0	55:15.858	12	3	2:05.441B	22.260	46.317	56.864	266.2	27:55.456
24	3	2:10.471B	22.468	47.976	1:00.027	271.6	57:26.329	13	1	4:38.412	3:01.145	53.823	43.444	157.1	32:33.868
25	3	21:29.312	...	49.232	41.116	163.1	1:18:55.641	14	1	1:52.089	23.582	48.003	40.504	263.5	34:25.957
26	3	1:49.495	22.740	46.740	40.015	270.2	1:20:45.136	15	1	1:54.331	24.261	49.918	40.152	239.7	36:20.288
27	3	1:49.213	22.788	46.767	39.658	269.5	1:22:34.349	16	1	1:52.287	22.958	49.084	40.245	274.4	38:12.575
28	3	2:33.322B	22.587	46.238	1:24.497	268.9	1:25:07.671	17	1	1:50.570	23.432	46.859	40.279	274.4	40:03.145
<b>63</b> AF Corse Ferrari F458 Italia GT3 1.Mads RASMUSSEN GTC 2.Ilya MELNIKOV															
1	1	4:53.820	3:19.872	50.398	43.550	154.6	4:53.820	18	1	1:51.266	22.969	47.985	40.312	272.3	41:54.411
2	1	1:56.138	24.194	50.017	41.927	237.6	6:49.958	19	1	1:53.732	24.009	49.511	40.212	255.9	43:48.143
3	1	1:51.869	22.837	47.790	41.242	268.2	8:41.827	20	1	3:48.903B	1:52.924	52.102	1:03.877	275.1	47:37.046
4	1	1:51.465	22.721	47.502	41.242	270.2	10:33.292	21	1	9:42.654	8:12.097	49.557	41.000	157.1	57:19.700
								22 1 2:27.360B 26.049 52.045 1:09.266 243.6 59:47.060							
								23 1 6:25.988 4:57.250 48.724 40.014 159.2 1:06:13.048							
								24 1 1:53.003 25.137 46.512 41.354 242.5 1:08:06.051							
								25 1 1:48.823 22.658 46.791 39.374 265.5 1:09:54.874							



## EUROPEAN LE MANS SERIES

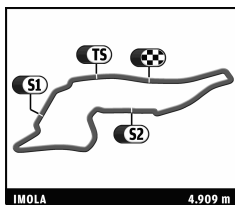
### 4 HOURS OF IMOLA

#### Free Practice 1

#### Sector Analysis

■ Personal Best   
 ■ Session Best   
 ■ Crossing the finish line in pit lane

Lap	D	Time	Sector 1	Sector 2	Sector 3	T. Spd	Elapsed	Lap	D	Time	Sector 1	Sector 2	Sector 3	T. Spd	Elapsed
26	1	2:14.511 <b>B</b>	23.883	47.964	1:02.664	266.8	1:12:09.385	8	3	2:00.936	21.725	55.310	43.901	273.0	17:41.155
27	2	3:47.358	2:18.192	46.113	43.053	120.5	1:15:56.743	9	3	3:47.851 <b>B</b>	22.225	44.868	2:40.758	274.4	21:29.006
28	2	1:45.178	21.825	44.467	38.886	275.1	1:17:41.921	10	2	2:19.710	44.434	52.441	42.835	153.5	23:48.716
29	2	1:45.354	21.724	44.194	39.436	276.6	1:19:27.275	11	2	1:57.177	24.522	50.595	42.060	237.6	25:45.893
30	2	1:45.634	21.873	44.687	39.074	278.0	1:21:12.909	12	2	1:55.637	23.644	49.152	42.841	250.5	27:41.530
31	2	1:47.231	23.301	45.008	38.922	255.3	1:23:00.140	13	2	1:53.123	23.006	48.780	41.337	266.2	29:34.653
32	2	2:28.083 <b>B</b>	21.706	46.119	1:20.258	274.4	1:25:28.223	14	2	1:52.832	23.156	48.071	41.605	256.5	31:27.485
<b>66</b> <b>JMW Motorsport</b> <span style="float: right;">Ferrari F458 Italia</span> 1. Daniel MCKENZIE <span style="margin-left: 150px;">3. Daniel ZAMPIERI</span> <span style="float: right;">LMGTE</span> 2. George RICHARDSON								<b>15</b> <b>2</b> 6:39.473 <b>B</b> 23.314 50.659 5:25.500 258.4 38:06.958 <b>16</b> <b>2</b> 2:19.925 44.149 54.210 41.566 125.7 40:26.883 <b>17</b> <b>2</b> 1:50.753 23.001 46.898 40.854 259.0 42:17.636 <b>18</b> <b>2</b> 1:49.053 22.889 46.313 39.851 260.3 44:06.689 <b>19</b> <b>2</b> 1:49.915 23.194 47.098 39.623 259.7 45:56.604 <b>20</b> <b>2</b> 1:49.978 22.421 47.788 39.769 271.6 47:46.582 <b>21</b> <b>2</b> 1:48.738 22.391 46.464 39.883 268.9 49:35.320 <b>22</b> <b>2</b> 4:14.792 <b>B</b> 23.104 48.138 3:03.550 270.9 53:50.112 <b>23</b> <b>1</b> 2:23.521 47.663 52.235 43.623 148.1 56:13.633 <b>24</b> <b>1</b> 7:05.642 <b>B</b> 24.499 49.853 5:51.290 236.0 1:03:19.275 <b>25</b> <b>1</b> 3:16.276 1:46.995 48.631 40.650 172.1 1:06:35.551 <b>26</b> <b>1</b> 1:52.677 24.173 48.034 40.470 275.8 1:08:28.228 <b>27</b> <b>1</b> 1:49.399 22.724 46.775 39.900 275.1 1:10:17.627 <b>28</b> <b>1</b> 1:51.372 23.181 47.178 41.013 271.6 1:12:08.999 <b>29</b> <b>1</b> 1:49.598 22.954 46.354 40.290 274.4 1:13:58.597 <b>30</b> <b>1</b> 1:48.969 22.482 46.384 40.103 277.3 1:15:47.566 <b>31</b> <b>1</b> 1:49.601 22.407 47.550 39.644 275.1 1:17:37.167 <b>32</b> <b>1</b> 1:49.277 22.276 46.493 40.508 275.1 1:19:26.444 <b>33</b> <b>1</b> 1:49.471 22.558 46.740 40.173 271.6 1:21:15.915							
<b>67</b> <b>IMSA Performance Matmut</b> <span style="float: right;">Porsche 911 GT3 RSR</span> 1. Erik MARIS <span style="margin-left: 150px;">3. Eric HELARY</span> <span style="float: right;">LMGTE</span> 2. Jean-Marc MERLIN								<b>71</b> <b>SMP Racing</b> <span style="float: right;">Ferrari F458 Italia GT3</span> 1. Kirill LADYGIN <span style="margin-left: 150px;">3. Luca PERSIANI</span> <span style="float: right;">GTC</span> 2. Aleksey BASOV							
1	1	1:35.341 <b>B</b>					1:35.341	1	1	2:07.512 <b>B</b>					2:07.512
2	3	4:58.417 <b>B</b>	1:29.730	48.231	2:40.456	144.1	6:33.758	2	2	4:13.284 <b>B</b>	1:07.751	47.489	2:18.044	168.6	6:20.796
3	3	2:03.853	37.352	46.750	39.751	181.5	8:37.611	3	2	2:04.330	38.253	46.430	39.647	172.7	8:25.126
4	3	1:47.472	22.159	44.785	40.528	271.6	10:25.083	4	2	1:47.659	22.750	45.401	39.508	257.1	10:12.785
5	3	1:45.117	21.883	44.522	38.712	274.4	12:10.200	5	2	1:46.235	22.292	45.069	38.874	270.2	11:59.020
6	3	1:45.112	21.817	44.142	39.153	270.9	13:55.312	6	2	1:45.360	22.173	44.632	38.555	270.2	13:44.380
7	3	1:44.907	21.664	44.647	38.596	271.6	15:40.219	7	2	1:48.246	21.881	47.384	38.981	268.9	15:32.626
								<b>8</b> <b>2</b> 1:47.143 21.731 46.307 39.105 270.2 17:19.769 <b>9</b> <b>2</b> 1:47.205 21.916 45.896 39.393 270.9 19:06.974 <b>10</b> <b>2</b> 1:45.742 21.909 44.775 39.058 270.2 20:52.716 <b>11</b> <b>2</b> 1:45.853 22.286 44.991 38.576 270.2 22:38.569 <b>12</b> <b>2</b> 1:46.017 22.175 45.247 38.595 269.5 24:24.586 <b>13</b> <b>2</b> 1:45.225 21.887 44.601 38.737 270.9 26:09.811 <b>14</b> <b>2</b> 1:48.374 23.755 45.059 39.560 271.6 27:58.185 <b>15</b> <b>2</b> 6:12.277 <b>B</b> 22.571 45.252 5:04.454 260.9 34:10.462 <b>16</b> <b>3</b> 2:07.576 41.359 46.661 39.556 140.8 36:18.038 <b>17</b> <b>3</b> 1:46.213 22.255 44.900 39.058 269.5 38:04.251 <b>18</b> <b>3</b> 1:50.223 22.551 44.856 42.816 255.9 39:54.474 <b>19</b> <b>3</b> 1:45.584 22.613 44.307 38.664 270.9 41:40.058 <b>20</b> <b>3</b> 1:44.717 22.053 44.309 38.355 270.2 43:24.775 <b>21</b> <b>3</b> 1:44.155 21.690 44.223 38.242 273.7 45:08.930 <b>22</b> <b>3</b> 1:53.316 24.243 45.807 43.266 272.3 47:02.246 <b>23</b> <b>3</b> 1:48.463 21.464 45.978 41.021 273.0 48:50.709 <b>24</b> <b>3</b> 1:47.289 22.625 45.504 39.160 273.7 50:37.998 <b>25</b> <b>3</b> 1:44.975 21.569 44.295 39.111 273.0 52:22.973 <b>26</b> <b>3</b> 1:44.288 21.699 44.110 38.479 273.0 54:07.261 <b>27</b> <b>3</b> 1:44.343 21.599 44.190 38.554 273.7 55:51.604 <b>28</b> <b>3</b> 1:43.774 21.520 43.953 38.301 273.0 57:35.378							



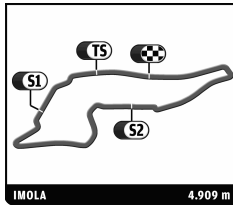
## EUROPEAN LE MANS SERIES

### 4 HOURS OF IMOLA

#### Free Practice 1

#### Sector Analysis

								<span style="color: green;">■</span> Personal Best <span style="color: purple;">■</span> Session Best <span style="color: blue;">■</span> Crossing the finish line in pit lane							
Lap	D	Time	Sector 1	Sector 2	Sector 3	T. Spd	Elapsed	Lap	D	Time	Sector 1	Sector 2	Sector 3	T. Spd	Elapsed
29	3	7:10.449B	26.016	51.265	5:53.168	208.6	1:04:45.827	5	1	1:43.878	21.915	43.997	37.966	273.0	11:18.736
30	1	2:13.331	43.845	48.566	40.920	173.5	1:06:59.158	6	1	1:43.491	21.587	43.875	38.029	276.6	13:02.227
31	1	1:47.732	22.534	45.963	39.235	268.2	1:08:46.890	7	1	4:47.217B	22.159	45.754	3:39.304	277.3	17:49.444
32	1	1:45.652	22.045	45.037	38.570	269.5	1:10:32.542	8	1	2:03.081	38.050	45.056	39.975	176.7	19:52.525
33	1	1:49.357	23.564	46.654	39.139	272.3	1:12:21.899	9	1	1:43.911	21.692	44.055	38.164	271.6	21:36.436
34	1	1:49.124	22.225	47.825	39.074	273.7	1:14:11.023	10	1	1:44.194	21.620	44.379	38.195	270.2	23:20.630
35	1	4:10.530B	29.672	56.238	2:44.620	173.5	1:18:21.553	11	1	1:43.723	21.635	44.158	37.930	271.6	25:04.353
36	1	2:04.936	39.288	45.880	39.768	168.3	1:20:26.489	12	1	1:43.599	21.466	43.782	38.351	273.7	26:47.952
37	1	1:45.619	22.453	44.715	38.451	269.5	1:22:12.108	13	1	1:43.365	21.647	43.656	38.062	274.4	28:31.317
38	1	1:45.328	22.305	44.653	38.370	270.2	1:23:57.436	14	1	4:24.841B	21.895	45.585	3:17.361	277.3	32:56.158
<b>72</b> SMP Racing 1. Andrea BERTOLINI 2. Viktor SHAITAR 3. Sergey ZLOBIN Ferrari F458 Italia LMGTE								15	2	2:11.782	42.370	48.968	40.444	156.6	35:07.940
								16	2	1:47.399	22.474	45.909	39.016	270.9	36:55.339
17	2	1:47.883	22.150	45.585	40.148	272.3	38:43.222								
18	2	1:46.525	22.292	44.940	39.293	270.2	40:29.747								
19	2	1:47.034	21.879	45.446	39.709	272.3	42:16.781								
20	2	1:46.354	22.052	45.158	39.144	273.7	44:03.135								
21	2	1:47.100	22.157	46.191	38.752	275.8	45:50.235								
22	2	3:54.307B	22.187	46.245	2:45.875	273.0	49:44.542								
23	2	2:02.829	37.801	46.151	38.877	175.5	51:47.371								
24	2	1:46.025	21.948	45.007	39.070	271.6	53:33.396								
25	2	1:46.917	21.953	44.807	40.157	275.1	55:20.313								
26	2	1:54.152	22.247	46.422	45.483	268.9	57:14.465								
27	2	6:59.280B	23.230	47.640	5:48.410	275.8	1:04:13.745								
28	3	2:35.715	1:04.423	50.044	41.248	178.2	1:06:49.460								
29	3	1:49.913	23.198	46.990	39.725	272.3	1:08:39.373								
30	3	1:47.258	22.113	45.792	39.353	272.3	1:10:26.631								
31	3	1:46.948	22.183	45.611	39.154	273.7	1:12:13.579								
32	3	1:47.550	22.135	45.719	39.696	275.8	1:14:01.129								
33	3	1:49.372	22.331	47.199	39.842	274.4	1:15:50.501								
34	3	1:47.824	22.039	46.126	39.659	276.6	1:17:38.325								
35	3	1:47.362	22.238	45.746	39.378	279.5	1:19:25.687								
36	3	1:46.488	21.847	45.054	39.587	274.4	1:21:12.175								
<b>75</b> Prospeed Competition 1. Paul VAN SPLUNTEREN 2. Gilles VANNELET 3. Maxime SOULET Porsche GT3 R GTC								1	3	4:04.782	2:37.254	47.200	40.328	137.2	4:04.782
								2	3	5:34.925B	23.040	45.639	4:26.246	244.7	9:39.707
3	3	2:02.271	37.868	45.364	39.039	176.7	11:41.978								
4	3	1:46.009	22.115	45.166	38.728	267.5	13:27.987								
5	3	1:45.409	22.027	44.793	38.589	268.9	15:13.396								
6	3	1:45.277	21.973	44.708	38.596	269.5	16:58.673								
7	3	1:46.651	22.023	45.786	38.842	270.2	18:45.324								
8	3	1:45.794	22.009	44.887	38.898	267.5	20:31.118								
9	3	7:20.325B	22.106	45.615	6:12.604	268.9	27:51.443								
10	3	2:01.625	37.256	45.208	39.161	176.4	29:53.068								
11	3	1:45.591	21.986	44.842	38.763	266.8	31:38.659								
12	3	1:45.433	22.019	44.548	38.866	268.9	33:24.092								
13	3	1:45.068	21.881	44.399	38.794	268.9	35:09.160								
14	3	4:43.471B	21.834	44.506	3:37.131	268.9	39:52.631								
15	1	2:11.891	40.222	48.946	42.723	150.2	42:04.522								
16	1	1:51.405	23.580	47.702	40.123	245.3	43:55.927								
17	1	1:50.870	23.899	46.461	40.510	262.9	45:46.797								
18	1	1:48.325	22.543	46.133	39.649	268.2	47:35.122								
19	1	1:48.091	22.456	45.965	39.670	266.8	49:23.213								
20	1	1:49.926	23.378	46.696	39.852	242.5	51:13.139								
21	1	9:20.205B	22.694	46.302	8:11.209	266.2	1:00:33.344								
22	1	5:24.864	3:56.329	48.269	40.266	166.2	1:05:58.208								
<b>73</b> SMP Racing 1. Olivier BERETTA 2. David MARKOZOV 3. Anton LADYGIN Ferrari F458 Italia GTC								1	1	3:58.907B	48.729	49.138	2:21.040	157.8	3:58.907
								2	1	2:04.828	39.140	46.268	39.420	174.4	6:03.735
3	1	1:45.530	22.028	45.065	38.437	274.4	7:49.265								
4	1	1:45.593	21.811	44.502	39.280	272.3	9:34.858								



**EUROPEAN LE MANS SERIES**

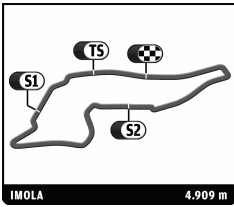
**4 HOURS OF IMOLA**

**Free Practice 1**

**Sector Analysis**

Personal Best    Session Best    B Crossing the finish line in pit lane

Lap	D	Time	Sector 1	Sector 2	Sector 3	T. Spd	Elapsed	Lap	D	Time	Sector 1	Sector 2	Sector 3	T. Spd	Elapsed
<b>76 IMSA Performance Matmut</b> Porsche 911 GT3 RSR LMGTE 1. Raymond NARAC 2. Nicolas ARMINDO 3. David HALLYDAY															
1	1	3:04.859	1:33.581	48.413	42.865	145.5	3:04.859								
2	1	1:49.170	23.264	46.561	39.345	262.2	4:54.029								
3	1	11:35.468 B	22.312	8:49.836	2:23.320	271.6	16:29.497								
4	1	2:04.744	38.396	46.672	39.676	182.5	18:34.241								
5	1	1:48.061	22.297	46.241	39.523	267.5	20:22.302								
6	1	1:45.761	22.889	44.083	38.789	235.0	22:08.063								
7	1	1:46.169	22.326	44.236	39.607	270.2	23:54.232								
8	1	1:46.785	22.837	44.399	39.549	268.9	25:41.017								
9	1	22:54.685 B	22.773	46.262	...	266.8	48:35.702								
10	1	2:02.929	37.763	46.304	38.862	185.0	50:38.631								
11	1	1:45.737	22.197	44.146	39.394	271.6	52:24.368								
12	1	<b>1:44.216</b>	21.824	43.917	<b>38.475</b>	271.6	54:08.584								
13	1	1:44.232	21.802	<b>43.515</b>	38.915	275.1	55:52.816								
14	1	1:43.772	<b>21.648</b>	44.059	38.065	275.1	57:36.588								
15	1	5:51.238 B	25.385	51.670	4:34.183	219.0	1:03:27.826								
16	3	3:12.830	1:41.742	49.447	41.641	164.1	1:06:40.656								
17	3	1:50.134	22.862	47.312	39.960	269.5	1:08:30.790								
18	3	1:46.988	22.466	45.213	39.309	271.6	1:10:17.778								
19	3	3:15.999 B	23.239	45.995	2:06.765	243.0	1:13:33.777								
20	3	2:05.845	38.024	46.522	41.299	176.1	1:15:39.622								
21	3	1:45.663	22.185	44.832	38.646	273.0	1:17:25.285								
22	3	1:44.818	21.940	44.214	38.664	274.4	1:19:10.103								
23	3	1:45.174	22.203	44.468	38.503	271.6	1:20:55.277								
24	3	1:45.431	22.386	44.410	38.635	274.4	1:22:40.708								
<b>80 Kessel Racing</b> Ferrari F458 Italia LMGTE 1. Michael BRONISZEWSKI 2. Giacomo PICCINI															
1	1	1:41.282 B					1:41.282								
2	1	2:58.140	1:27.814	49.210	41.116	181.5	4:39.422								
3	1	1:48.417	22.857	45.999	39.561	270.2	6:27.839								
4	1	1:47.983	22.515	46.196	39.272	270.9	8:15.822								
5	1	1:47.926	22.234	45.396	40.296	273.7	10:03.748								
6	1	4:37.258 B	22.783	44.652	3:29.823	264.8	14:41.006								
7	1	2:02.519	38.569	45.060	38.890	183.7	16:43.525								
8	1	1:45.290	21.837	44.741	38.712	275.8	18:28.815								
9	1	1:46.691	22.827	44.710	39.154	276.6	20:15.506								
10	1	9:50.556 B	22.190	44.565	8:43.801	268.9	30:06.062								
11	2	2:05.305	40.286	46.106	38.913	183.4	32:11.367								
12	2	1:44.423	21.837	44.141	38.445	278.0	33:55.790								
13	2	1:54.570	21.824	45.269	47.477	280.2	35:50.360								
14	2	1:43.150	21.450	43.716	37.984	278.7	37:33.510								
15	2	1:50.274	21.183	45.916	43.175	281.0	39:23.784								
16	2	1:42.201	21.229	43.158	37.814	278.0	41:05.985								
17	2	3:08.693 B	21.293	46.791	2:00.609	279.5	44:14.678								
18	2	2:38.476	43.985	1:02.964	51.527	175.5	46:53.154								
19	2	1:55.476	21.289	43.345	50.842	278.7	48:48.630								
20	2	1:48.788	21.231	43.392	44.165	278.7	50:37.418								
21	2	<b>1:42.035</b>	21.126	43.279	<b>37.630</b>	278.7	52:19.453								
22	2	1:58.489	21.168	<b>43.054</b>	54.267	278.7	54:17.942								
23	2	2:17.075	21.145	1:10.666	45.264	277.3	56:35.017								
24	2	7:57.169 B	<b>21.057</b>	42.923	6:53.189	278.7	1:04:32.186								
25	2	2:32.935	56.018	55.553	41.364	184.1	1:07:05.121								
26	2	3:30.308 B	21.216	43.503	2:25.589	276.6	1:10:35.429								
27	1	2:04.824	40.017	45.873	38.934	184.1	1:12:40.253								
28	1	1:45.051	22.215	44.360	38.476	274.4	1:14:25.304								
29	1	1:44.683	21.736	44.550	38.397	277.3	1:16:09.987								
30	1	1:44.939	21.564	44.886	38.489	275.8	1:17:54.926								
31	1	1:51.800	27.757	45.492	38.551	270.2	1:19:46.726								
<b>81 Kessel Racing</b> Ferrari F458 Italia LMGTE 1. Thomas KEMENATER 2. Matteo CRESSONI															
1	1	6:41.727 B	1:57.721	1:01.542	<b>3:42.464</b>	148.1	6:41.727								
2	2	10:33.051 B	<b>44.365</b>	<b>57.711</b>	8:50.975	154.1	17:14.778								
3	2	22:14.931 B	48.402	1:06.859	...	94.6	39:29.709								
4	2	8:51.149 B	55.357	1:10.027	6:45.765	93.4	48:20.858								
<b>82 Crubile Sport</b> Porsche 997 GT3 RSR LMGTE 1. François PERRODO 2. Sébastien CRUBILÉ 3. Emmanuel COLLARD															
1	3	3:40.728	2:12.086	47.803	40.839	181.2	3:40.728								
2	3	2:55.448 B	23.140	46.329	1:45.979	253.5	6:36.176								
3	3	2:03.361	37.490	46.907	38.964	186.0	8:39.537								
4	3	1:44.315	22.006	43.901	38.408	270.2	10:23.852								
5	3	1:43.601	21.740	43.491	38.370	269.5	12:07.453								
6	3	<b>1:43.171</b>	21.741	<b>43.259</b>	38.171	267.5	13:50.624								
7	3	5:14.330 B	<b>21.544</b>	43.999	4:08.787	269.5	19:04.954								
8	3	2:00.212	37.402	44.272	38.538	187.3	21:05.166								
9	3	1:45.774	23.623	43.877	38.274	266.8	22:50.940								
10	3	1:44.375	21.905	43.630	38.840	270.2	24:35.315								
11	3	1:43.497	21.773	43.596	<b>38.128</b>	267.5	26:18.812								
12	3	4:22.644 B	21.574	43.375	3:17.695	270.9	30:41.456								



## EUROPEAN LE MANS SERIES

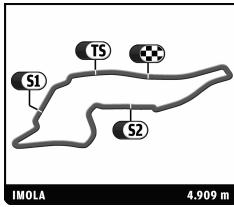
### 4 HOURS OF IMOLA

#### Free Practice 1

#### Sector Analysis

								<span style="color: green;">■</span> Personal Best <span style="color: purple;">■</span> Session Best <span style="color: blue;">■</span> Crossing the finish line in pit lane							
Lap	D	Time	Sector 1	Sector 2	Sector 3	T. Spd	Elapsed	Lap	D	Time	Sector 1	Sector 2	Sector 3	T. Spd	Elapsed
<b>85</b> Gulf Racing UK 1. Roald GOETHE 3. Daniel BROWN LMGTG 2. Stuart HALL Aston Martin Vantage V8															
1	1	3:19.346 B					3:19.346								
2	2	2:14.242	44.003	48.990	41.249	177.9	5:33.588								
3	2	1:50.497	23.029	48.023	39.445	259.0	7:24.085								
4	2	1:48.329	22.945	45.665	39.719	262.9	9:12.414								
5	2	1:47.528	22.569	45.869	39.090	263.5	10:59.942								
6	2	1:45.718	22.390	44.751	38.577	263.5	12:45.660								
7	2	5:22.047 B	22.116	44.409	4:15.522	265.5	18:07.707								
8	1	2:20.068	44.492	53.276	42.300	141.6	20:27.775								
9	1	1:55.908	24.191	49.520	42.197	253.5	22:23.683								
10	1	1:52.505	23.494	48.296	40.715	255.9	24:16.188								
11	1	1:52.821	23.906	48.273	40.642	249.9	26:09.009								
12	1	1:54.213	24.469	48.854	40.890	268.2	28:03.222								
13	1	1:51.232	22.804	47.668	40.760	265.5	29:54.454								
14	1	1:51.799	23.004	47.649	41.146	249.9	31:46.253								
15	1	1:50.505	23.075	47.506	39.924	265.5	33:36.758								
16	1	1:49.634	22.628	46.597	40.409	266.8	35:26.392								
17	1	1:48.980	22.965	46.287	39.728	257.1	37:15.372								
18	1	1:48.933	22.596	46.955	39.382	266.8	39:04.305								
19	1	1:48.431	22.406	46.492	39.533	266.2	40:52.736								
20	1	1:50.398	22.527	46.971	40.900	266.2	42:43.134								
21	1	1:51.265	22.368	46.902	41.995	267.5	44:34.399								
22	1	5:52.155 B	24.659	48.818	4:38.678	241.9	50:26.554								
23	3	2:06.112	39.178	46.855	40.079	167.2	52:32.666								
24	3	1:52.748	24.741	47.010	40.997	219.9	54:25.414								
25	3	1:48.540	23.652	45.319	39.569	247.0	56:13.954								
26	3	7:52.459 B	24.148	46.002	6:42.309	224.5	1:04:06.413								
27	3	2:34.702	1:08.910	46.196	39.596	167.8	1:06:41.115								
28	3	1:50.875	22.533	48.637	39.705	267.5	1:08:31.990								
29	3	1:49.679	21.710	45.736	42.233	269.5	1:10:21.669								
30	3	1:47.535	22.348	44.484	40.703	264.8	1:12:09.204								
31	3	1:49.589	23.314	46.004	40.271	244.7	1:13:58.793								
<b>86</b> Gulf Racing UK 1. Michael WAINWRIGHT 3. Ben BARKER Porsche 911 GT3 RSR 2. Adam CARROLL LMGTG															
1	1	2:15.559 B					2:15.559								
2	2	4:56.913 B	1:05.590	53.885	2:57.438	169.1	7:12.472								
3	2	2:07.010	37.314	49.106	40.590	184.1	9:19.482								
4	2	1:49.686	22.580	47.300	39.806	257.8	11:09.168								
5	2	1:48.002	22.030	46.316	39.656	273.7	12:57.170								
6	2	1:50.595	23.155	48.203	39.237	274.4	14:47.765								
7	2	1:45.228	21.936	44.608	38.684	272.3	16:32.993								
8	2	1:52.847	27.311	46.317	39.219	273.0	18:25.840								
9	2	1:51.946	23.325	47.080	41.541	271.6	20:17.786								
10	2	1:47.178	21.645	45.612	39.921	273.7	22:04.964								
11	2	1:44.268	21.797	44.051	38.420	273.0	23:49.232								
12	2	1:47.107	23.847	44.559	38.701	247.6	25:36.339								
13	2	8:03.641 B	21.449	45.239	6:56.953	273.7	33:39.980								
14	1	2:24.392	44.578	54.286	45.528	147.5	36:04.372								
15	1	2:02.819	26.360	52.638	43.821	189.3	38:07.191								
16	1	1:58.860	24.981	50.502	43.377	222.6	40:06.051								
17	1	1:57.298	24.713	50.294	42.291	216.3	42:03.349								
18	1	1:56.247	24.309	50.596	41.342	237.6	43:59.596								
19	1	1:54.499	23.896	49.681	40.922	246.4	45:54.095								
20	1	1:56.221	23.421	51.254	41.546	261.6	47:50.316								
21	1	1:52.162	23.132	48.511	40.519	262.2	49:42.478								
22	1	1:51.552	23.764	47.468	40.320	261.6	51:34.030								
23	1	1:50.513	22.835	47.397	40.281	264.2	53:24.543								
24	1	12:54.172 B	23.139	50.525	...	262.2	1:06:18.715								
25	1	2:13.127	41.815	50.968	40.344	164.7	1:08:31.842								
26	1	1:50.726	23.323	47.238	40.165	258.4	1:10:22.568								
27	1	1:49.534	23.124	46.153	40.257	258.4	1:12:12.102								
28	1	1:48.528	22.948	46.066	39.514	263.5	1:14:00.630								
29	1	1:48.988	22.598	47.002	39.388	261.6	1:15:49.618								
30	1	1:48.400	22.408	46.363	39.629	270.9	1:17:38.018								
31	1	1:49.179	23.015	46.268	39.896	268.2	1:19:27.197								
32	1	1:50.341	23.747	47.257	39.337	236.5	1:21:17.538								
<b>93</b> Pro GT by Almeras 1. Franck PERERA 3. Eric DERMONT Porsche 997 GT3R 2. Lucas LASERRE GTC															
1	1	4:23.403	2:49.919	51.977	41.507	168.3	4:23.403								
2	1	1:49.878	22.364	46.126	41.388	261.6	6:13.281								
3	1	1:44.354	21.924	43.739	38.691	264.2	7:57.635								
4	1	1:49.969	22.440	46.090	41.439	264.8	9:47.604								
5	1	1:44.129	21.876	43.758	38.495	263.5	11:31.733								
6	1	6:46.863 B	22.631	45.764	5:38.468	264.2	18:18.596								
7	1	2:01.752	37.123	45.266	39.363	177.0	20:20.348								
8	1	2:03.512 B	22.104	44.543	56.865	261.6	22:23.860								
9	1	2:11.342	37.786	50.494	43.062	177.0	24:35.202								
10	1	1:45.697	22.483	44.373	38.841	244.1	26:20.899								
11	1	1:43.609	21.713	43.694	38.202	265.5	28:04.508								
12	1	3:52.134 B	21.996	45.189	2:44.949	269.5	31:56.642								
13	3	2:05.625	39.599	46.099	39.927	165.4	34:02.267								
14	3	1:50.048	22.980	46.937	40.131	261.6	35:52.315								
15	3	1:48.158	22.492	45.444	40.222	265.5	37:40.473								





## EUROPEAN LE MANS SERIES

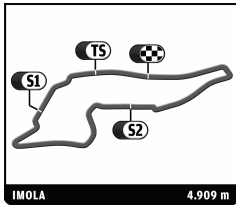
### 4 HOURS OF IMOLA

#### Free Practice 1

#### Sector Analysis

							<span style="color: green;">■</span> Personal Best <span style="color: purple;">■</span> Session Best <span style="color: blue;">■</span> Crossing the finish line in pit lane								
Lap	D	Time	Sector 1	Sector 2	Sector 3	T. Spd	Elapsed	Lap	D	Time	Sector 1	Sector 2	Sector 3	T. Spd	Elapsed
16	3	1:47.689	22.402	45.308	39.979	264.2	39:28.162	5	2	1:44.369	21.984	44.006	38.379	273.0	12:56.152
17	3	1:47.218	22.672	45.174	39.372	263.5	41:15.380	6	2	1:43.950	21.884	44.054	38.012	270.9	14:40.102
18	3	2:26.205	1:00.151	45.992	40.062	264.8	43:41.585	7	2	13:02.968B	22.386	46.624	...	273.7	27:43.070
19	3	5:05.824B	22.593	46.085	3:57.146	263.5	48:47.409	8	2	2:05.617	41.598	45.040	38.979	138.8	29:48.687
20	2	2:14.476	41.138	50.389	42.949	165.9	51:01.885	9	2	1:45.977	21.898	44.951	39.128	271.6	31:34.664
21	2	1:49.418	22.522	47.151	39.745	263.5	52:51.303	10	2	1:45.014	21.900	44.901	38.213	274.4	33:19.678
22	2	1:47.519	23.235	45.208	39.076	259.7	54:38.822	11	2	1:44.613	21.706	44.756	38.151	273.7	35:04.291
23	2	1:46.043	22.100	44.875	39.068	264.2	56:24.865	12	2	1:43.905	21.645	43.869	38.391	273.7	36:48.196
24	2	13:49.808B	22.664	44.847	...	261.6	1:10:14.673	13	2	1:45.204	22.933	44.290	37.981	274.4	38:33.400
25	3	2:08.712	40.611	46.415	41.686	167.5	1:12:23.385	14	2	1:46.281	21.699	46.463	38.119	273.0	40:19.681
26	3	1:49.515	22.683	46.905	39.927	264.2	1:14:12.900	15	2	2:06.292B	21.581	48.108	56.603	273.0	42:25.973
27	3	1:47.231	22.690	45.337	39.204	248.7	1:16:00.131	16	1	3:39.259	2:09.046	47.879	42.334	169.6	46:05.232
28	3	1:46.994	22.339	44.845	39.810	266.2	1:17:47.125	17	1	1:49.623	22.145	47.777	39.701	273.7	47:54.855
29	3	1:48.214	22.958	45.206	40.050	264.2	1:19:35.339	18	1	1:47.888	22.099	45.536	40.253	275.1	49:42.743
30	3	3:30.435B	22.220	45.201	2:23.014	264.8	1:23:05.774	19	1	1:47.778	22.651	45.662	39.465	275.1	51:30.521
<b>94</b> AF Corse 1.Thomas FLOHR 2.Francesco CASTELLACCI Ferrari F458 Italia GT3 GTC							20	1	1:47.619	22.226	46.349	39.044	273.7	53:18.140	
							21	1	1:47.472	22.586	45.444	39.442	272.3	55:05.612	
22	1	1:47.228	22.416	45.414	39.398	272.3	56:52.840								
23	1	2:16.610B	23.149	48.147	1:05.314	273.0	59:09.450								
24	1	6:58.512B					1:06:07.962								
25	1	2:08.214	42.267	46.308	39.639	168.6	1:08:16.176								
26	1	1:48.565	22.423	46.773	39.369	270.9	1:10:04.741								
27	1	1:47.705	22.562	45.755	39.388	272.3	1:11:52.446								
28	1	1:47.198	22.593	45.439	39.166	271.6	1:13:39.644								
29	1	1:47.776	22.217	46.365	39.194	272.3	1:15:27.420								
30	1	1:47.552	22.739	45.684	39.129	274.4	1:17:14.972								
31	1	1:48.455	22.252	46.872	39.331	274.4	1:19:03.427								
32	1	1:49.130	22.457	46.512	40.161	273.7	1:20:52.557								
33	1	1:45.684	22.143	44.993	38.548	274.4	1:22:38.241								
<b>98</b> ART Grand Prix 1.Kevin KORJUS 2.Grégoire DEMOUSTIER McLaren MP4 12C GT3 GTC							1	1	2:42.445B				2:42.445		
							2	1	2:15.155	45.530	48.996	40.629	134.6	4:57.600	
3	1	1:50.039	22.324	48.033	39.682	268.9	6:47.639								
4	1	1:46.191	22.141	45.123	38.927	266.8	8:33.830								
5	1	1:44.620	21.841	44.295	38.484	266.8	10:18.450								
6	1	13:28.978B	22.268	46.759	...	269.5	23:47.428								
7	1	2:04.218	38.615	46.873	38.730	171.6	25:51.646								
8	1	1:48.425	21.930	45.258	41.237	270.9	27:40.071								
9	1	1:44.289	21.764	44.039	38.486	269.5	29:24.360								
10	1	11:03.509B	21.598	43.678	9:58.233	268.9	40:27.869								
11	2	2:12.085	41.308	48.452	42.325	155.3	42:39.954								
12	2	1:55.857	23.505	48.494	43.858	238.7	44:35.811								
13	2	1:53.123	23.630	48.918	40.575	255.9	46:28.934								
14	2	1:48.137	22.546	45.527	40.064	267.5	48:17.071								
15	2	1:46.786	22.181	44.892	39.713	268.2	50:03.857								
16	2	1:46.264	22.204	44.933	39.127	266.8	51:50.121								
17	2	1:46.117	22.385	44.716	39.016	267.5	53:36.238								
18	2	1:46.305	22.144	44.985	39.176	270.2	55:22.543								
19	2	1:46.452	22.314	44.804	39.334	270.9	57:08.995								
20	2	11:41.750B	22.274	48.682	...	255.9	1:08:50.745								
21	3	2:07.184	38.805	47.485	40.894	174.1	1:10:57.929								
22	3	1:49.928	23.399	45.923	40.606	254.1	1:12:47.857								
23	3	1:49.543	22.785	46.770	39.988	267.5	1:14:37.400								
24	3	1:47.438	22.620	45.374	39.444	268.2	1:16:24.838								
25	3	1:47.464	22.295	45.378	39.791	268.9	1:18:12.302								
<b>95</b> AF Corse 1.Adrien DE LEENER 2.Cedric SBIRRAZUOLI Ferrari F458 Italia GT3 GTC							1	2	2:59.263B	51.181	53.999	1:14.083	157.6	2:59.263	
							2	2	4:25.237B	2:35.324	51.020	58.893	180.3	7:24.500	
3	2	2:02.600	37.740	45.482	39.378	181.2	9:27.100								
4	2	1:44.683	22.049	44.360	38.274	270.9	11:11.783								





## EUROPEAN LE MANS SERIES

### 4 HOURS OF IMOLA

#### Free Practice 1

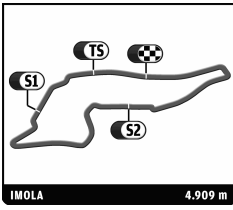
#### Sector Analysis

■ Personal Best   
 ■ Session Best   
 B Crossing the finish line in pit lane

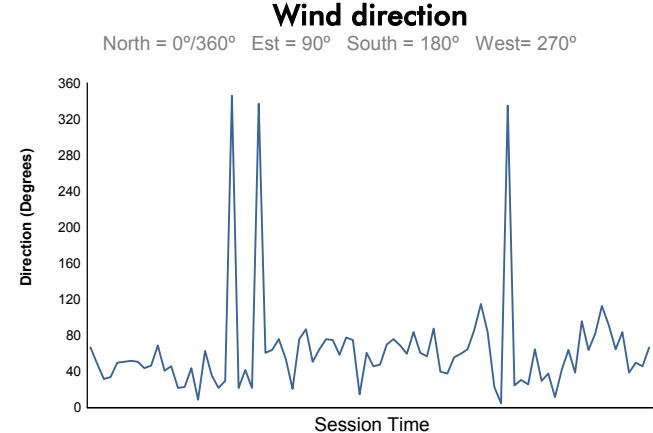
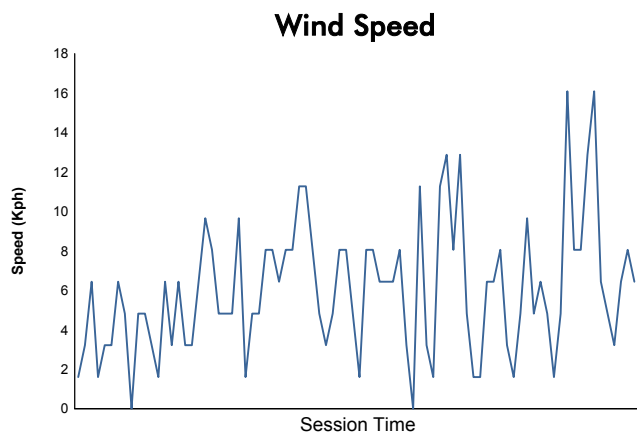
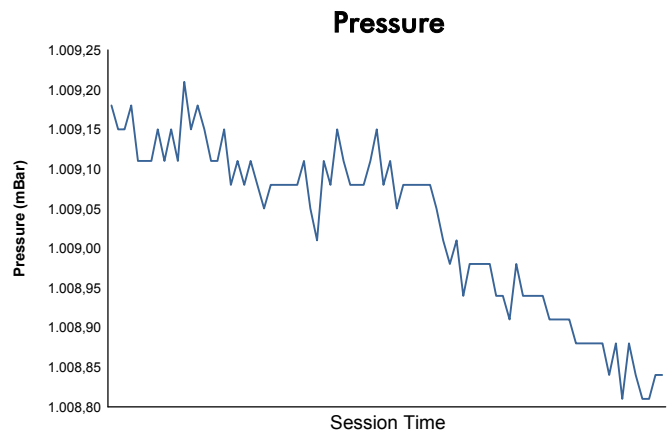
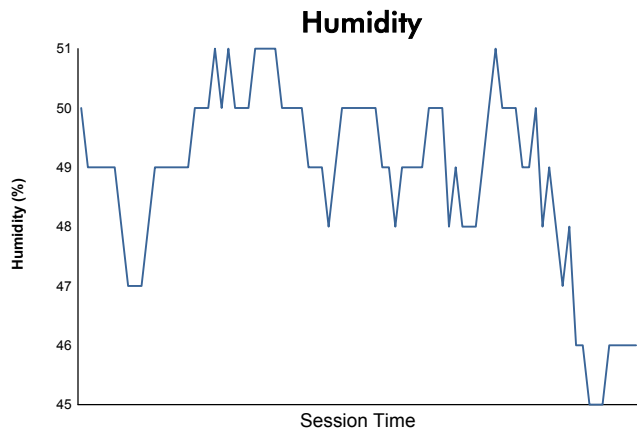
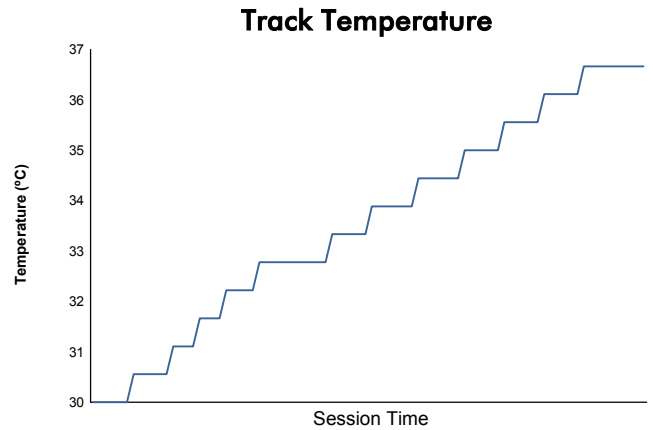
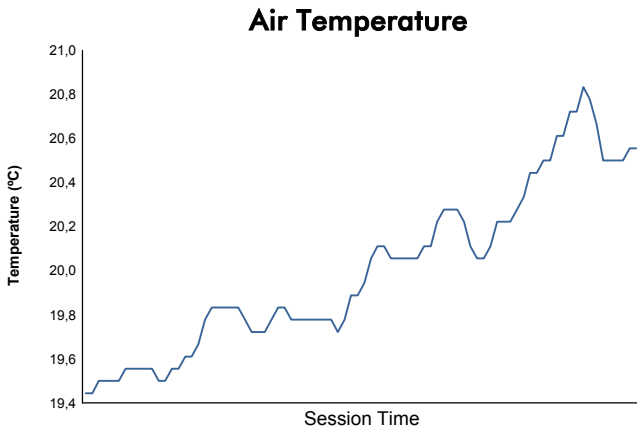
Lap	D	Time	Sector 1	Sector 2	Sector 3	T. Spd	Elapsed	Lap	D	Time	Sector 1	Sector 2	Sector 3	T. Spd	Elapsed
26	3	1:48.692	22.740	46.034	39.918	270.2	1:20:00.994								
27	3	1:48.372	22.904	45.564	39.904	266.8	1:21:49.366								
28	3	1:51.057	22.716	47.587	40.754	264.8	1:23:40.423								

99	<b>ART Grand Prix</b>		McLaren MP4 12C GT3	
	1. Ricardo GONZALEZ	3. Alex BRUNDLE	GTC	
	2. Karim AJLANI			

1	1	3:24.297 <b>B</b>					3:24.297
2	3	49:50.149 <b>B</b>	41.724	57.926	...	169.4	53:14.446
3	3	2:05.165	38.298	46.851	40.016	176.7	55:19.611
4	3	<span style="background-color: green; color: white;">1:46.233</span>	<span style="background-color: green; color: white;">22.061</span>	<span style="background-color: green; color: white;">44.894</span>	<span style="background-color: green; color: white;">39.278</span>	268.2	57:05.844
5	3	7:43.570 <b>B</b>	22.386	49.868	6:31.316	266.8	1:04:49.414
6	2	2:18.322	44.050	51.102	43.170	156.4	1:07:07.736
7	2	1:54.353	23.772	49.524	41.057	245.8	1:09:02.089
8	2	1:49.330	22.740	46.825	39.765	265.5	1:10:51.419
9	2	1:52.472	25.342	47.339	39.791	209.1	1:12:43.891
10	2	1:50.060	23.824	46.844	39.392	262.2	1:14:33.951
11	2	1:48.860	22.181	46.245	40.434	266.2	1:16:22.811
12	2	1:47.385	22.184	45.687	39.514	266.8	1:18:10.196
13	2	3:19.089 <b>B</b>	23.186	46.974	2:08.929	265.5	1:21:29.285
14	1	2:10.676	41.368	48.718	40.590	167.5	1:23:39.961



Computerised results and timing service  
**4 HOURS OF IMOLA**  
**EUROPEAN LE MANS SERIES**  
**Free Practice 1**  
**Weather Report**



Track Status: **DRY**